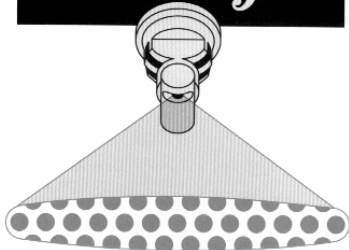


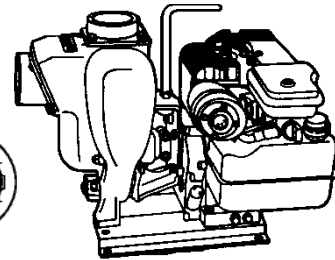
*TeeJet®*



*Turbo TeeJet®*



**BANJO®**  
LIQUID HANDLING PRODUCTS



PUMP & SPRAYER SECTION

**Modern Ag Parts**  
★ ★ ★ ★ ★ ★ ★ ★ ★ ★ **Ag Parts**

# Modern Ag Parts



**We have the Spot Sprayer you are looking for at Modern Ag Parts!**

We stock many models of 12 Volt sprayers that can be used for a wide variety of applications such as fertilizer, herbicides, pesticides, insecticides, & various other liquids. Our sprayers are built to last - Farmers, Ranchers, and Homeowners can trust Modern Ag Parts to have the best Spot Sprayer on the market today!

**NEW! From Modern Ag Parts  
40 PSI - 12 Volt - 1 GPM**

Lawn-Garden Spot Sprayer

- 1 GPM flow rate
- 40 PSI Demand Pump
- 15' of 3/8" Reinforced Vinyl hose
- Spray Wand with Auto-Trigger control and variable spray nozzle
- Drain plug on tank for easy cleaning
- Available in 15 or 25 gallon tank

MAP No.	SIZE
710-1561	15 Gallon
710-1562	25 Gallon

**NEW! From Modern Ag Parts  
60 PSI - 12 Volt -1 GPM Spot Sprayer**

- 1 GPM Flow Rate
- On-Off switch
- Shurflow 60 PSI Demand Pump
- 15' of 3/8" Reinforced Vinyl Hose
- Spray Wand with Auto-Trigger control and variable spray nozzle
- Drain Plug on tank for easy cleaning
- Available in 15 or 25 gallon tank

MAP No.	SIZE
710-1501	15 Gallon
710-1502	25 Gallon


**NEW! From Modern Ag Parts  
60 PSI - 12 Volt - 1.8 GPM Spot Sprayer**

- 1.8 GPM Open flow rate
- On-Off switch
- Shurflow 60 PSI Demand Pump
- 15' of 3/8" Reinforced Vinyl Hose
- Spray Wand with Auto-Trigger control and variable spray nozzle
- Drain Plug on tank for easy cleaning
- Available in 15 or 25 gallon tank

MAP No.	SIZE
710-1521	15 Gallon
710-1522	25 Gallon

PUMPS & SPRAY EQUIPMENT

# Modern Ag Parts



## NEW!! From Modern Ag Parts Spray Boom Kits for ATV's

These Kits contain all the necessary hardware to mount your tank on the Modern Ag Parts Boom Assembly. Kits are complete with plumbing and are available in 40", 10', and 16' widths. 10' & 16' booms are 3-piece spring fold out design.

- 40" Kit includes 3 Poly Nozzels with Flat Poly spray tips
- 10' & 16' Standard Kits include Poly Nozzles with Flood Poly spray tips on 40" spacing
- 10' & 16' Deluxe Kits include Poly Diaphragm check valve bodies for drip-free shutoff and Poly Flat spray tips on 20" spacing

MAP No.	Mfg. No.	Description
701-1506	SC401-SAS	40" Economy Boom Kit
710-1507	SC101-SAS	10' Standard Boom Kit
710-1508	SC161-SAS	16' Standard Boom Kit
710-1512	SC101-DXAS	10' Deluxe Boom Kit
710-1514	SC161-DXAS	16' Deluxe Boom Kit



## NEW! From Modern Ag Parts Spot Sprayer Trailer complete with 40" Spray Boom

This rugged built cart is manufactured of powder-coated 14ga. flame-cut steel. Tongue will accept up to 5/8" pin. Cart has 10 x 4 Turf tires. 40" Boom has 3 poly nozzles with flat poly spray tips. Total weight - 38 lbs. Spot sprayer shown on trailer not included.

MAP No.	Mft.No.
710-1535	SC-Estate

## NEW! From Modern Ag Parts Spot Sprayer Replacement Tanks

Rugged built tanks suitable for most agricultural chemicals. Tanks have molded in recesses for pumps, hose storage, handles, & straps. Complete with 6" cap and all necessary mounting holes.

MAP No.	SIZE
710-1515	15 Gallon
710-1516	25 Gallon

## Replacement Parts for Modern Ag Parts Spot Sprayers

MAP No.	Description
710-1301	Shurflo Pump 8000-541-236
710-1306	Shurflo Pump 8000-643-236
710-1307	Shurflo Pump SLV10AA41
710-1513	Clear Braid Hose 3/8" I.D. x 15'
710-1523	Tank Lid for 15 or 25 Gallon Tank
710-1504	Spray Wand Assembly Complete
710-1526	Spray Tip only for Wand Assembly
710-1530	Suction Strainer for inside tank
710-1533	Wiring Harness
710-1537	On-Off Rocker Switch
710-1539	Rocker Switch Bracket

# Modern Ag Parts

## SHURFLO 4 GALLON **PROPACK**



### **New! Shurflo's Propack Rechargeable Electric Backpack Sprayer SRS-540**

Brand new from Shurflo, the SRS-540 offers breakthrough performance, convenience, versatility, and comfort in a backpack sprayer. Propack eliminates the need for the operator to continually "pump up" the sprayer to maintain a constant and steady spray pattern as with manually powered sprayers, making spraying much faster and easier than ever.

- Sprays up to 120 gallons (454 liters) on single charge high performance chemical resistant Shurflo pump
- Advanced microprocessor pump control
- Variable speed and adjustable nozzle for light or heavy duty spraying
- Ultra comfortable ergonomic design, full back pad, and thickly padded shoulder harness
- Unique Battery pack can be charged in place, or easily removed without tools for remote charging
- Four pump speeds can deliver delicate mist, high volume spray, or long-range stream to meet any spraying need

**MAP NO.**  
710-1565

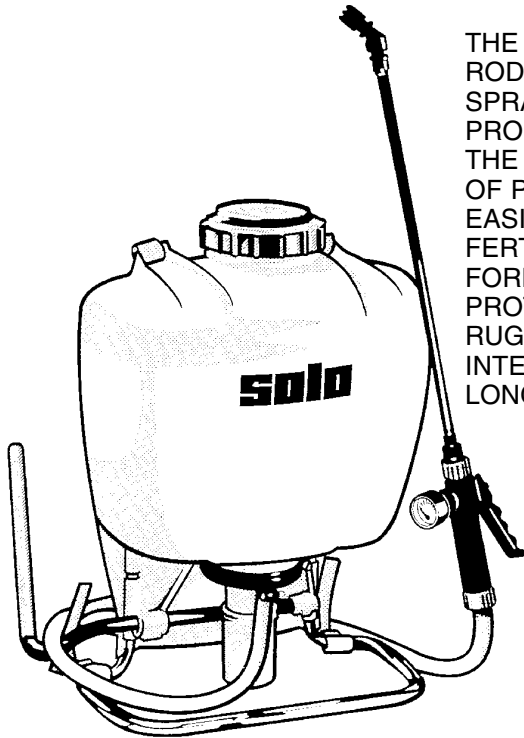
## **NEW!** Farmate 4 Gallon Backpack Sprayer



4 Gallon Polyethylene Tank

<b>MAP No.</b>	<b>SIZE</b>
710-2002	4 Gallon

## SOLO BACKPACK SPRAYERS

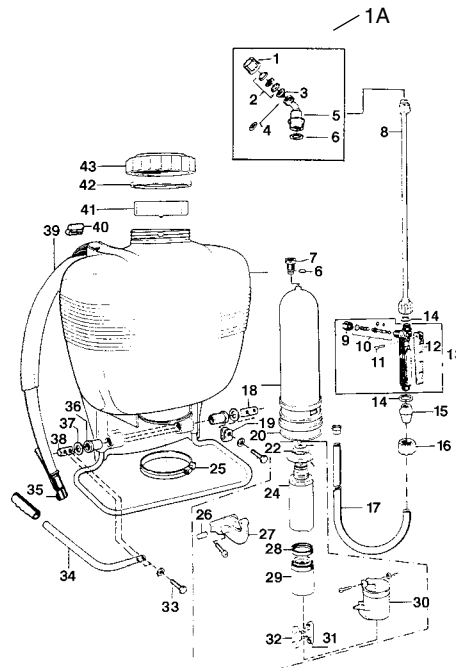


THE MODEL 425 SOLO SPRAYER, WITH ITS CONNECTING ROD ACTUATED PISTON PUMP AND THE 475 SOLO SPRAYER, WITH IT'S DIAPHRAM PUMP, ARE CAPABLE OF PRODUCING A WIDE PRESSURE RANGE. (UP TO 90 PSI WITH THE 425 AND UP TO 60 WITH THE 475) THEY ARE CAPABLE OF PERFORMING VIRTUALLY EVERY SPRAYING TASK. EASILY AND EFFECTIVELY HANDLES DISINFECTANTS, FERTILIZERS, HERBICIDES, PEST CONTROL AND FORMULATIONS FOR TREE, SHRUB AND PLANT PROTECTION (CLEAN SPRAYER BETWEEN USE). THE RUGGED HIGH DENSITY. POLYTHYLENE TANK AND INTERNAL COMPONENTS WITH VITON SEALS PROVIDES LONG SERVICE AND DURABILITY.

- LARGE OPENING WITH STRAINER
- 4 GALLON TANK
- 90 PSI PUMP (425)
- 60 PSI PUMP (475)
- REVERSIBLE PUMP LEVER
- ADJUSTABLE PRESSURE CONTROL
- PADDED COMFORTABLE STRAP
- BUILT IN FILTER SCREEN
- VARIETY OF NOZZLE TIPS AVAILABLE

PART NO.	DESCRIPTION
709-2001	MODEL 425 WITH PISTON PUMP
709-2002	MODEL 475 WITH DIAPHRAGM PUMP

## SOLO BACKPACK PARTS BREAKDOWN



SEE PARTS LISTING ON NEXT PAGE

## 425 SOLO BACKPACK PARTS LISTING

ITEM	PART NO.	MFG. NO.	DESCRIPTION
1	709-2065	4074148	Tip Cap
1A	709-2141	4900258N	Elbow Assembly Kit
2	700-2206	TP8004	Use Standard Tip Or Disc Core
2	700-5001	D-2	D-2 Orifice Disc
2	700-5103	DC-25	DC-25 Brass Core
3	709-2093	4074283	Nozzle Screen
4	709-2092	0062106	O-Ring
5	709-2091	4074527	Elbow
6	709-2089	0062115	O-Ring
7	709-2090	4200215	O-Plug
8	709-2060	4900230	Spray Wand
9		4074336	Cap
10	709-2061	0610402	Gun Rep. Kit
11	709-2087	4074295	Lever Pin
12	709-2100	4074335	Gun Lever
13	709-2058	4800170	Shut-Off Assy.
14	709-2086	0062258	Gasket
15	709-2056	4074500	Clamp
16	709-2055	4074337	Cap Screw
17	709-2053	0064234	Discharge Hose
18	709-2085	4400240	Pressure Cylinder
19		4043123	Stop Plate
20	709-2083	0062138	O-Ring
21	709-2082	4061257	Valve Plate
22	709-2081	0062139	O-Ring
23	709-2080	0062140	O-Ring
24	709-2079	4400168	Cylinder Assembly
25		0066394	Large Clamp
26		4031392	Pin
27	709-2076	4074262	Lever
28	709-2126	4400189	Viton Collar Use
29	709-2099	4073558	Piston
30	709-2075	4074677	Protection Cap
31	709-2074	4074409	Con. Rod
32	709-2073	4074408	Con. Rod Stud
33		0012185	Bolt
34	709-2072	4800173	Lever W/Grip
35	709-2057	4074833	Strap Hook
36		4035111	Pump Shaft
37		0031356	Washer
38		4074410	Bushing
39	709-2068	4300300	Carry Strap W/ Hook
40	709-2067	4074412	Strap Buckle
41	709-2066	4200166	Filter Basket
42	709-2063	4061458	Gasket
43	709-2064	4073179	Tank Lid

PUMPS & SPRAY EQUIPMENT

### REPAIR KIT - ACCESSORIES

PART NO.	MFG. NO.	DESCRIPTION
709-2062	0610407K	Piston Repair Kit (6, 20, 21, 22 28, 31, 32)
709-2095	0610411K	Wand Repair Kit (1, 4, 6, 10, 14, 15, 16)
709-2097	4900207	Adjustable Cone Nozzle Brass
709-2096	Not Available	4, 6, 14, 28, 42

# Hypro® ROLLER PUMPS WITH SUPER ROLLERS

## 4 ROLLER

SERIES 4101 ROLLER PUMPS ARE DESIGNED FOR DIRECT DRIVE OR FOR BELT-AND-PULLEY DRIVE WITH EITHER ELECTRIC MOTORS OR GAS ENGINES. OPERATES AT SPEEDS UP TO 2600 RPM. POLYPROPYLENE ROLLERS  
OUTPUT: 7GPM AT 2600 RPM 25 PSI  
MAXIMUM PRESSURE: 150 PSI  
SHAFT: 5/8"  
PORTS: 3/4" NPT

CAST IRON HYPRO PUMPS ARE USED FOR PUMPING LARGE QUANTITIES OF WATER, WEED CONTROL CHEMICALS, PEST CONTROL CHEMICALS, FUMIGANTS, ETC.



PART NO.	MATERIAL	WEIGHT
712-478	CAST	5 LBS.

**4101C**

## 6 ROLLER

SERIES 6500 PUMPS ARE EXTREMELY VERSATILE DESPITE THEIR LOW COST. THEY HAVE SEALED BEARINGS AND ARE ADAPTABLE TO BOTH 540 AND 1000 RPM PTO SHAFTS. OPERATE AT SPEEDS UP TO 1200 RPM. OUTPUT: 7.4 GPM AT 540 RPM, 50 PSI, 15 GPM AT 1000 RPM, 50 PSI.  
MAXIMUM PRESSURE: 300 PSI  
SHAFT: 5/8"  
PORTS: 3/4" NPT  
HORSEPOWER: .15 TO 4.5

CAST IRON HYPRO PUMPS ARE USED FOR PUMPING LARGE QUANTITIES OF WATER, WEED CONTROL CHEMICALS, PEST CONTROL CHEMICALS, FUMIGANTS, ETC.



PART NO.	MATERIAL	WEIGHT
712-376	CAST	9 LBS.

**6500CT3**

## 6 ROLLER REVERSE ROTATION PUMP

SERIES 6500 PUMPS ARE EXTREMELY VERSATILE DESPITE THEIR LOW COST. THEY HAVE SEALED BEARINGS AND ARE ADAPTABLE TO BOTH 540 AND 1000 RPM PTO SHAFTS. OPERATE AT SPEEDS UP TO 1200 RPM. OUTPUT: 7.4 GPM AT 540 RPM, 50 PSI, 15 GPM AT 1000 RPM, 50 PSI.  
MAXIMUM PRESSURE: 300 PSI  
SHAFT: 5/8"  
PORTS: 3/4" NPT  
HORSEPOWER: .15 TO 4.5  
REVERSE ROTATION ROLLER PUMP

CAST IRON HYPRO PUMPS ARE USED FOR PUMPING LARGE QUANTITIES OF WATER, WEED CONTROL CHEMICALS, PEST CONTROL CHEMICALS, FUMIGANTS, ETC.



PART NO.	MATERIAL	WEIGHT
712-379	CAST	9 LBS.

**6500CR**

## 7 ROLLER

SERIES 7700 ROLLER PUMPS, WITH SCOOPLESS ROTOR DESIGN AND EXTRA WIDE ROLLER SLOTS HAVE PLENTY OF CAPACITY FOR JET AGITATION. FOR 540-RPM PTO SHAFTS.  
OUTPUT: 12.9 GPM AT 540 RPM, 50 PSI  
MAXIMUM PRESSURE: 200 PSI  
SHAFT: 15/16"  
PORTS: 3/4" NPT  
HORSEPOWER: .11 TO 3.3

CAST IRON HYPRO PUMPS ARE USED FOR PUMPING LARGE QUANTITIES OF WATER, WEED CONTROL CHEMICALS, PEST CONTROL CHEMICALS, FUMIGANTS, ETC.



PART NO.	MATERIAL	WEIGHT
712-451	CAST	14 LBS.

**7700CT3**

## 7 ROLLER REVERSE ROTATION PUMP

SERIES 7700 ROLLER PUMPS, WITH SCOOPLESS ROTOR DESIGN AND EXTRA WIDE ROLLER SLOTS HAVE PLENTY OF CAPACITY FOR JET AGITATION. FOR 540-RPM PTO SHAFTS.  
OUTPUT: 12.9 GPM AT 540 RPM, 50 PSI  
MAXIMUM PRESSURE: 200 PSI  
SHAFT: 15/16"  
PORTS: 3/4" NPT  
HORSEPOWER: .11 TO 3.3

CAST IRON HYPRO PUMPS ARE USED FOR PUMPING LARGE QUANTITIES OF WATER, WEED CONTROL CHEMICALS, PEST CONTROL CHEMICALS, FUMIGANTS, ETC.



PART NO.	MATERIAL	WEIGHT
712-453	CAST	14 LBS.

**7700CR**

**SEE PARTS LIST ON NEXT PAGE**

**PUMPS & SPRAY EQUIPMENT**

Hypro Roller Pumps  
Hypro Roller Pump Repairs

# Hypro® ROLLER PUMPS

## 8 ROLLER

SERIES 7560 EIGHT-ROLLER PUMP, WITH SCOOPLESS ROTOR AND IMPROVED PERFORMANCE AT ALL SPRAYING PRESSURES, HAS LONG BEEN PREFERRED BY MANY MANUFACTURERS OF FIELD SPRAYERS. USABLE AT SPEEDS UP TO 1000 RPM.

OUTPUT: 11.4 GPM AT 540 RPM, 50 PSI, 22 GPM AT 1000 RPM, 50 PSI.  
 MAXIMUM PRESSURE: 300 PSI  
 SHAFT: 15/16"  
 PORTS: 3/4" NPT  
 HORSEPOWER: .25 TO 6

CAST IRON HYPRO PUMPS ARE USED FOR PUMPING LARGE QUANTITIES OF WATER, WEED CONTROL CHEMICALS, PEST CONTROL CHEMICALS, FUMIGANTS, ETC. NI-RESIST IS A HIGH NICKEL CONTENT ALLOY FOR BETTER CORROSION RESISTANCE TO PUMP CHEMICALS SUCH AS LIQUID FERTILIZERS. SILVER SERIES HAS A CUSTOM ALLOY THAT PROVIDES THE BEST CORROSION RESISTANCE FOR UP TO 10 TIMES LONGER LIFE THAN STANDARD CAST IRON PUMPS AND IS *READY FOR ROUNDUP*.



**7560CT3**

PART NO.	MFG. NO.	MATERIAL	WEIGHT
712-401	7560CT3	CAST	14 LBS.
712-402	7560CT3	NI-RESIST	14 LBS.
712-415	7560XL	SILVER CAST	13 LBS.

## 8 ROLLER REVERSE ROTATION PUMP

SERIES 7560 EIGHT-ROLLER PUMP, WITH SCOOPLESS ROTOR AND IMPROVED PERFORMANCE AT ALL SPRAYING PRESSURES, HAS LONG BEEN PREFERRED BY MANY MANUFACTURERS OF FIELD SPRAYERS. USABLE AT SPEEDS UP TO 1000 RPM. OUTPUT: 11.4 GPM AT 540 RPM, 50 PSI, 22 GPM AT 1000 RPM, 50 PSI.

MAXIMUM PRESSURE: 300 PSI  
 SHAFT: 15/16"  
 PORTS: 3/4" NPT  
 HORSEPOWER: .25 TO 6  
 REVERSE ROTATION ROLLER PUMP

CAST IRON HYPRO PUMPS ARE USED FOR PUMPING LARGE QUANTITIES OF WATER, WEED CONTROL CHEMICALS, PEST CONTROL CHEMICALS, FUMIGANTS, ETC.



**7560CR**

PART NO.	MATERIAL	WEIGHT
712-406	Cast	14LBS.

## HYPRO ROLLER PUMP REPAIRS

PART NO.	HYPRO NO.	PUMP MODEL
<b>SHAFTS</b>		
712-1231	0550-6600	4101, 6500
712-1232	0550-7400	7560, 7700
<b>ROLLERS</b>		
712-1001	1002-0004 Polly Rollers	6500, 7560, 7700
712-1004	1005-0004 Super Roller	6500, 7560, 7700
<b>O-RING GASKETS</b>		
712-1714	1720-0014	7560, 7700
712-1728	1720-0008	6500
<b>SHAFT SEALS</b>		
712-2101	2102-0001 Rubber	4101, 6500
712-2102	2112-0001 Rubber	7560, 7700
712-2103	2112-0003 Viton	7560, 7700
<b>SEALED BEARINGS</b>		
712-2001	2008-0001	7560, 7700
712-2004	2000-0004	4101, 6500
<b>REPAIR KITS (with Rollers &amp; O-Ring)</b>		
712-3401	3430-0375	6500 Series
712-3403	3430-0376	7560 Series
712-3409	3430-0385	7700 Series
712-3423	3430-0155	7700 Series
<b>REPAIR KITS (with Rollers, O-Ring &amp; Viton Shaft Seals)</b>		
712-3411	3430-0390	4001, 4101 Series
712-3421	3430-0380	6500 Series
712-3422	3430-0167	7560 Series
712-3434	3430-0384	7700 Series

PUMPS & SPRAY EQUIPMENT



# Hypro® PISTON & PLUNGER PUMPS

## SERIES 5200 BIG TWIN PUMP

**OUTPUT TO 10 GPM - PRESSURES TO 400 PSI - SPEEDS TO 600 RPM.**

Series 5200 two-cylinder pumps are similar in design to the series 5300. They have the volume and high pressure needed for efficient spraying or cleaning operations - equipment cleaning, animal pen washing, cattle spraying, orchard spraying - and are built to handle a wide range of suspensions and solutions - wettable powder slurries, insecticides, oil, water, and detergent solutions. Maximum 800 RPM, 10 GPM, 400 PSI.

Shaft: Choice of a 1-3/8" hollow shaft for direct mounting on a tractor pto shaft, or a 1" solid shaft for belt and pulley or flexible coupling drive. Ports: 3/4" NPT.



PART NO.	MFG NO.	SHAFT	WEIGHT
712-130	5210C	1" Solid	18 lbs.
712-132	5210C-H	1 3/8" Hollow	18 lbs.

## SERIES 5300 SMALL TWIN PUMP

Economical 2-cylinder pump for pressure up to 500 PSI. 3 gpm output with leather piston cups. Pump has solid stainless steel 5/8" shaft, factory-lubricated ball bearings for main shaft, needle bearings on the crank pin; unitized stainless steel valves, 1/2" NPT ports. Maximum 1800 RPM.



PART NO.	MFG NO.	SHAFT	WEIGHT
712-195	5330CX	5/8" Solid	T 10 lbs.

## SERIES 5300 PLUNGER PUMP

Designed for high pressure spraying. This model includes a steel base with a mounting height that fits a 56 frame motor. It can be direct driven at motor speeds (up to 1800 RPM) and requires only 1.5 HP to produce a maximum

Pressure of 1000 PSI and 2.2 GPM.

1/2" NPT female ports. Shipping weight 10 lbs



PART NO.	MFG No.	SHAFT	WEIGHT
712-190	5321C	5/8" Solid	10 lbs.
712-191	5321C-H	5/8" Hollow	10 lbs.

## HYPRO REPAIR PARTS

### Repair Parts for Hypro Piston Pumps

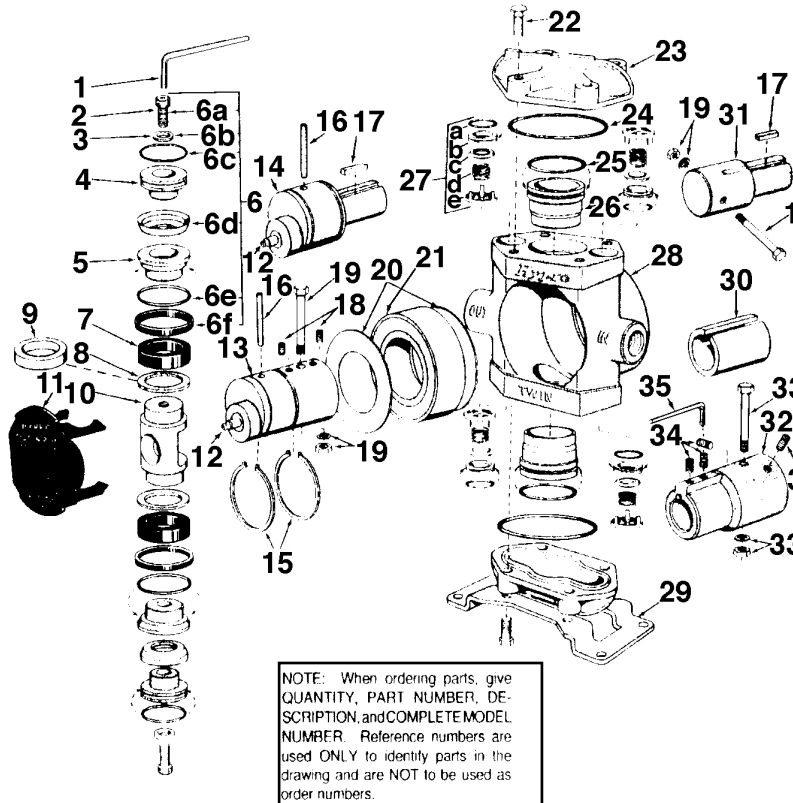
PART NO.	HYPRO NO.	PUMP SERIES	DESCRIPTION
712-5302	3430-0009	5330	Piston Stack Parts Rubber Cup Kit
712-5301	3430-0197	5330	Valve Assembly
712-3408	3430-0037	5210	Piston Stack Parts Leather Cup Kit
712-5201	3430-0039	5210	Piston Stack Parts Fabric Cup Kit
712-5202	3430-0189	5210	Piston Stack Parts Buna-A Cup Kit
712-3410	3430-0038	5210	Valve Assembly
712-3407	3430-0007	5300	Repair Kit
712-5307	3400-0073	5300	Valve Set Assembly
712-1401	1440-0005	5200	Piston Guide

### Repair Parts for Hypro Plunger Pumps

PART NO.	HYPRO NO.	PUMP SERIES	DESCRIPTION
712-5308	3430-0144	5321	Plunger Stack Parts Kit

SEE FOLLOWING PAGES FOR COMPLETE PARTS LISTING AND BREAKDOWNS.

# REPAIR PARTS FOR HYPRO MODEL 5210



### PISTON STACK PARTS KITS

**LEATHER CUP KIT NO. 3430-0037 (STD)**  
 Consists of two each of the following parts: No. 2220-0013 Piston Cap Screw (Ref. 6A), No. 2270-0012 Washer (Ref. 6B), No. 1720-0030 O-Ring (Ref. 6C), No. 2150-0001 Leather Cup (Ref. 6D), No. 1720-0065 O-Ring (Ref. 6E) and No. 1440-0012 Seal Ring (Ref. 6F).

**FABRIC CUP KIT NO. 3430-0039**  
 Same as Leather Cup Kit except with two No. 2150-0012 Fabric Cups.

**RUBBER CUP KIT NO. 3430-0189**  
 Same as Leather Cup Kit except with two No. 2150-0042 Rubber Cups.

### CRANKSHAFT ASSEMBLIES

**SUB-ASSEMBLIES—**  
 Include Grease Fitting (Ref. 12), Crankshaft with cam bearing (Ref. 13 or 14) and Crankpin Retainer (Ref. 16).

**COMPLETE ASSEMBLIES—**  
 Include Sub-Assembly components plus Retaining Rings (Ref. 15), slinger rings (Ref. 20) and Bearing (Ref. 21).

Sub-Assembly PART NO.	Complete Assembly PART NO.	Pump Model Number
		<b>with 1-3/8" 6-spline Hollow PTO Shaft (Ref. 13)</b>
5503-5206	5501-5206	5206C-H
5503-5210	5501-5210	5210C-H
		<b>with 1" Solid Shaft (Ref. 14)</b>
5003-5206	5001-5206	5206C
5003-5210	5001-5210	5210C

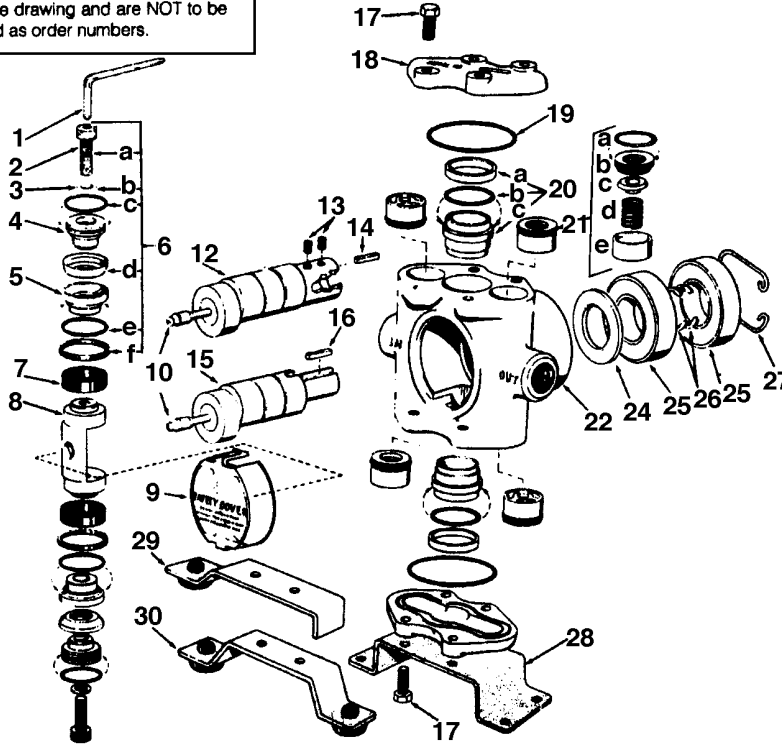
PUMPS & SPRAY EQUIPMENT

Ref. No.	Qty Req'd	Part No.	Description
1	1	3020-0008	Allen Wrench (Optional)
2	2	2220-0013	Piston Cap Screw
3	2	2270-0012	Washer
4	2	1830-0039	Piston Cup Spreader
5	2	1410-0054	Cup Backing Plate
6	1	3430-0037	Piston Stack Parts Kit with Leather Cups (Standard)
6	1	3430-0039	Piston Stack Parts Kit with Fabric Cups (Models 5200-F)
6	1	3430-0189	Piston Stack Parts Kit with Buna-N Cups (Models 5200-R)
7	2	1440-0005	Piston Guide
8	2	1410-0018	Support Ring For 5210 Models Only
9	2	1410-0020	Support Ring For 5206 Models Only
10	1	0503-5200	Connecting Rod
11	1	0602-5200	Safety Cover
12	1	2405-0006	Grease Fitting Assembly
13	1	See Listing	Crankshaft (Solid Shaft Models)
14	1	See Listing	Crankshaft (Hollow Shaft Models)
15	2	1810-0001	Retainer Ring
16	1	1600-0013	Crankpin Retainer

Ref. No.	Qty Req'd	Part No.	Description
17	1	1610-0005	Key (Solid Shaft Models)
18	1	3410-0006	Adapter Kit for 1-3/8" Hollow Shaft
20	2	1410-0006	Slinger Ring
21	1	2005-0002	Main Bearing
22	8	2210-0062	Cylinder Head Bolt
23	2	0203-5200C	Cylinder Head (5200C Models)
24	2	1720-0028	O-Ring - for cylinder head
25	2	1720-0019	O-Ring - for cylinder sleeve
26	2	3550-0007	Cylinder Sleeve (Ni-Resist) Standard
27	4	3400-0038	Valve Assembly—Consists of: O-ring (Ref. A), Valve Seat (Ref. B), Valve Poppet (Ref. C), Valve Spring (Ref. D), and Valve Spring Retainer (Ref. E)
28	1	0100-5200C	Body Cast Iron (5200C Models)
29	1	1510-0024	Base
32	1	1320-0059	Adapter-Adapts 1-inch solid shaft to 1-3/8" 6-spline PTO hollow shaft.
34	1	3410-0003	Adapter Kit—Consists of 4 set screws

## REPAIR PARTS FOR HYPRO MODEL 5330

NOTE: When ordering parts, give QUANTITY, PART NUMBER, DESCRIPTION, and COMPLETE MODEL NUMBER. Reference numbers are used ONLY to identify parts in the drawing and are NOT to be used as order numbers.



### Piston Stack Parts Kit

**Leather Cup Kit No. 3430-0007**  
 Consists of two each of the following parts: No. 2220-0012 Piston Cap Screw (Ref. 6A), No. 2270-0011 Washer (Ref. 6B), No. 1720-0029 O-Ring (Ref. 6C), No. 2150-0002 Leather Cup (Ref. 6D), No. 1720-0039 O-Ring (Ref. 6E), and No. 1440-0008 Seal Ring (Ref. 6F).

**Rubber Cup Kit No. 3430-0009**  
 Same as above kit except with No. 2150-0005 Rubber Cups.

### Piston Stack and Guide Parts Kits

**Leather Cup and Guide Kit No. 3430-0008**  
 Consists of Leather Cup Kit No. 3430-0007 plus two No. 1440-0004 Piston Guides (Ref. 7).

**Rubber Cup and Guide Kit No. 3430-0010**  
 Consists of Rubber Cup Kit No. 3430-0009 plus two No. 1440-0004 Piston Guides.

**Teflon Cup and Guide Kit No. 3430-0046**  
 Consists of Teflon Cup Stack Kit plus 2 Piston Guides.

### Crankshaft Assemblies

Sub-Assemblies include Shaft (Ref. 12 or 15) with Cam Bearing, Grease Fitting Assembly (Ref. 10), Set Screws for Hollow Shaft (Ref. 13) and Spline Key (Ref. 14 or 16).

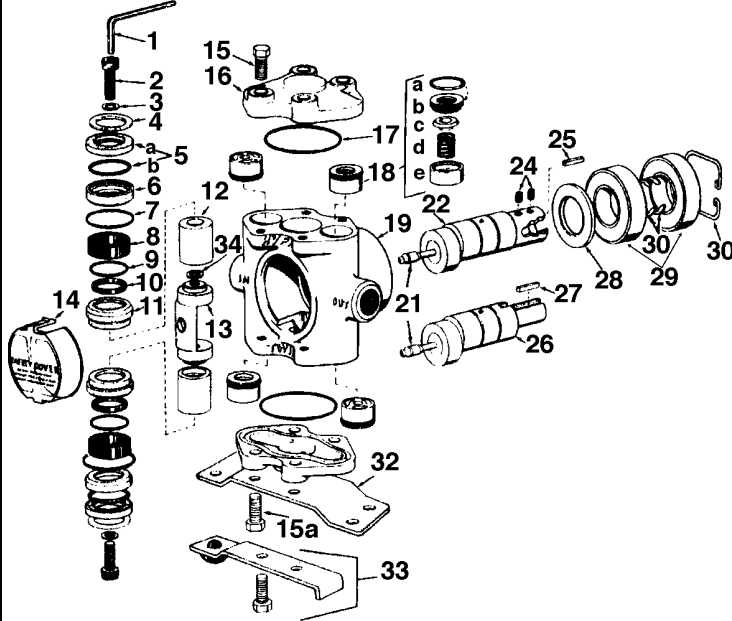
Complete Assemblies include the Sub-Assembly plus parts identified by Reference Numbers 24-26.

Sub-Assembly Part No.	Complete Assembly Part No.	Pump Model
<b>with 5/8" (L.D.) Hollow Shaft (Ref. 12)</b>		
5501-5315	5500-5315	5315C-H
5501-5320	5500-5320	5320C-H
5501-5325	5500-5325	5325C-H
5501-5330	5500-5330	5330C-H
<b>with 5/8" Solid Shaft (Ref. 15)</b>		
5001-5315	5000-5315	5315C
5001-5320	5000-5320	5320C
5001-5325	5000-5325	5325C
5001-5330	5000-5330	5330C

Ref. No.	Qty. Req'd	Part No.	Description
1	1	3020-0001	Wrench (optional)
2	2	2220-0012	Piston Cap Screw
3	2	2270-0011	Washer
4	2	1830-0017	Piston Cup Spreader
5	2	1410-0030	Cup Backing Plate
6	1	3430-0007	Piston Stack Parts Kit with Leather Cups (standard) see listing above
7	2	1440-0004	Piston Guide
8	1	0502-5300	Connecting Rod
9	1	0608-5300	Safety Cover
10	1	2405-0006	Grease Fitting Assembly
12	1		Crankshaft Assemblies — Hollow Shaft Models, see listing above
13	2	2230-0017	Set Screw for Hollow Shaft
14	1	1610-0011	Spline Key for Hollow Shaft
15	1		Crankshaft Assemblies — Solid Shaft Models, see listing above
16	1	1610-0007	Spline Key for Solid Shaft
17	8	2210-0062	Cylinder Head Bolt
18	2	0204-5300C	Cylinder Head (Cast Iron)
19	2	1720-0038	O-Ring for Cylinder Head

Ref. No.	Qty. Req'd	Part No.	Description
20	1	3430-0209	Ni-Resist Cylinder Sleeve Assembly Consists of two each of No. 1830-0033 Retainer (Ref. A), No. 1720-0079 O-Ring (Ref. V) and No. 3550-0018 Sleeve (Ref. C)
21	1 set	3430-0197	Set of four No. 3400-0073 Unitized Valve Assemblies: Consists of four each of No. 1720-0007 O-Ring (Ref. A), No. 3210-0015 Valve Seat (Ref. B), No. 3260-0010 Valve Poppet (Ref. C), No. 1900-0030 Valve Spring (Ref. D), No. 3270-0021 Valve Spring Retainer (Ref. E)
22	1	0108-5300C	Body (Cast Iron)
23	1	6031-0009	Decal
24	1	2130-0007	Bearing Shield
25	2	2008-0001	Main Bearing (Ball Bearing)
26	2	1810-0013	Bearing Retainer Ring (Shaft)
27	1	1820-0025	Bearing Retainer Ring (Housing)
28	1	1510-0056	Mounting Base
29	1	2820-0040	Torque Arm — for Electric Motor Mounting
30	1	2820-0042	Torque Arm — for Gas Engine Mounting

# REPAIR PARTS FOR HYPRO MODEL 5321



### Plunger Parts Kits

**Plunger Stack Parts Kit No. 3430-0144 (Model 5321)**  
 Consists of two each of the following parts: No. 1440-0010-6 Seal Rings, No. 1440-0037 Guides, No. 1720-0064 O-Rings, No. 1720-0079 O-Rings, No. 2150-0027 Seal Assemblies, No. 2220-0039 Socket Head Capscrews, and No. 2270-0042 Washers.

**Plunger Parts Kit No. 3430-0145 (Model 5321)**  
 Consists of one No. 3430-0144 Plunger Stack Parts Kit and two No. 3500-0021 Plungers.

**Plunger Stack Parts Kit No. 3430-0291 (Model 5322)**  
 Consists of two each of the following parts: No. 1440-0010 Seal Rings, No. 1440-0037 Guides, No. 1720-0064 O-Rings, No. 1720-0079 O-Rings, No. 2150-0027 Seal Assemblies, No. 2220-0039 Socket Head Capscrews, and No. 2270-0042 Washers.

**Plunger Parts Kit No. 3430-0292 (Model 5322)**  
 Consists of one No. 3430-0291 Plunger Stack Parts Kit and two No. 3500-0036 Plungers.

### Crankshaft Assemblies

**Solid Shaft Sub-Assembly No. 5001-5321**  
 Consists of one each of the following parts: No. 0500-5321 Crankshaft, No. 1600-0014 Crankpin Retainer, No. 2007-0029 Cam Bearing, No. 2405-0006 Grease Fitting Assembly, No. 1610-0007 Key.

**Solid Shaft Assembly No. 5000-5321**  
 Consists of one No. 5001-5321 Crankshaft Sub-Assembly, two No. 1810-0013 Retaining Rings, two No. 2008-0001 Main Bearings, one No. 2130-0007 Bearing Shield.

**Hollow Shaft Sub-Assembly No. 5501-5321**  
 Consists of one No. 0550-5321 Crankshaft, one No. 1600-0014 Crankpin Retainer, one No. 2007-0029 Cam Bearing, one No. 2405-0006 Grease Fitting Assembly, one No. 1610-0011 Key, two No. 2230-0017 Set Screws.

**Hollow Shaft Assembly No. 5500-5321**  
 Consists of one No. 5501-5321 Crankshaft Sub-Assembly, two No. 1810-0013 Retaining Rings, two No. 2008-0001 Main Bearings, one No. 2130-0007 Bearing Shield.

PUMPS & SPRAY EQUIPMENT

Ref. No.	Qty Req'd	Part No.	Description
1	1	3020-0001	Wrench (optional)
2	2	2220-0039	Socket Head Capscrew
3	2	2270-0042	Washer
4	2	1830-0056	Retainer
5	2	2150-0027	Seal Assembly: Consists of No. 2150-0049 Seal (Ref. A), and No. 1440-0061 Support Ring (Ref. B)
6	2	1830-0054	Seal Retainer
7	2	1720-0079	O-Ring for Seal Retainer
8	2	1440-0037	Guide
9	2	1720-0064	O-Ring for Seal Ring
10	2	1440-0010	Seal Ring
11	2	1830-0053	Guide Retainer
12	2	3500-0021	Plunger (steel, Model 5321)
12	2	3500-0036	Plunger (ceramic, Model 5322)
13	1	0502-5300	Connecting Rod (Model 5321)
13	1	0504-5300	Connecting Rod (Model 5322)
14	1	0608-5300	Safety Cover
15	*	2210-0063	Cylinder Head Bolt (8 bolts required for Model 5321C-H Hollow Shaft Pump, 4 bolts required for Top Cylinder Head ONLY on Solid Shaft Pumps)
15A	4	2210-0064	Extra Long Cylinder Head Bolt for securing mounting Base to Solid Shaft Models
16	2	0201-5300C	Cylinder Head (Cast Iron)
17	2	1720-0038	O-Ring for Cylinder Head

Ref. No.	Qty Req'd	Part No.	Description
18	1 set	3430-0197	Set of four No. 3400-0073 Unitized Valve Assemblies: Consists of four No. 1720-0007 O-Ring (Ref. A), No. 3210-0015 Valve Seat (Ref. B), No. 3260-0010 Valve Poppet (Ref. C), No. 1900-0030 Valve Spring (Ref. D), No. 3270-0021 Valve Spring Retainer (Ref. E)
19	1	0108-5300C	Body (Cast Iron)
20	1	6031-0047	Decal (greasing instructions)
21	1	2405-0006	Grease Fitting
22	1	5501-5321	Hollow Shaft Sub-Assembly (see listing above)
24	2	2230-0017	Set Screws for Hollow Shaft
25	1	1610-0011	Spline Key for Hollow Shaft
26	1	5001-5321	Solid Shaft Sub-Assembly (see listing above)
27	1	1610-0007	Spline Key for Solid Shaft
28	1	2130-0007	Shield
29	2	2008-0001	Main Bearing
30	2	1810-0013	Retaining Ring (shaft)
31	1	1820-0025	Retaining Ring (housing)
32	1	1510-0041	Mounting Base for Solid Shaft Models
33	1	3420-0030	Torque Arm Kit for Hollow Shaft Models Consists of No. 2820-0035 Torque Arm, No. 1450-0003 Bumper and two No. 2210-0064 Bolts
34	2	2270-0051	Washer (Model 5322 only)

# Hypro®

## SERIES 9400 BELT DRIVE PUMPS



OUTPUT TO 76 GPM - PRESSURE TO 70 PSI-SPEED TO 1000 RPM - TEMPERATURE TO 140° F.

EASY TO MOUNT ON TRACTOR OR TRAILER, SERIES 9400 DELIVERS DEPENDABLE HIGH VOLUME AT A LOW PRICE. EASY TO ADJUST AND MAINTAIN.

CONSTRUCTION: EPOXY-COATED CAST-IRON HOUSING WITH STAINLESS STEEL WEAR RING, MAKING THE PUMP "Ready for Round-Up". IT HAS A 3/16 STAINLESS STEEL SHAFT, BALANCED GLASSFILLED NYLON IMPELLER. SINGLE, POSITIVE TIMING BELT IS ADJUSTED OR REPLACED BY LOOSENING ONE BOLT; NO NEED TO DISTURB THE PTO ATTACHMENT. BELT-GUARD ASSEMBLY IS MOLDED FROM HIGH IMPACT, LONG LASTING GLASS REINFORCED POLYETHENE. FACTORY-LUBRICATED BALL BEARINGS. VITON SHAFT SEAL STANDARD; BUNA-N OPTIONAL

### 600 RPM DRIVE

9402C-540: 1 3/8" PTO, 6 SPLINE SHAFT FOR 600 RPM 66 GPM AT 40 PSI

**PART NO.**  
712-679

### 1000 RPM DRIVE

9402C-1000: 1 3/8" PTO, 21 SPLINE SHAFT FOR 1000 RPM 75 GPM AT 40 PSI

**PART NO.**  
712-680

## "Ready for Round-Up"

## Repair Parts for Hypro 9400 Series Pump

PART NO.	HYPRO NO.	DESCRIPTION
712-2106	2120-0009	Viton Pump Seal
712-3101	3103-0009	Belt for 600 RPM 9401C-B1
712-3102	3103-0010	Belt for 1000 RPM 9401C-B2
712-3106	3100-0006	V-Belt for 540 RPM 9402
712-3105	3100-0005	V-Belt for 1000 RPM 9402

SEE FOLLOWING PAGE FOR COMPLETE PARTS LISTING AND BREAKDOWNS.



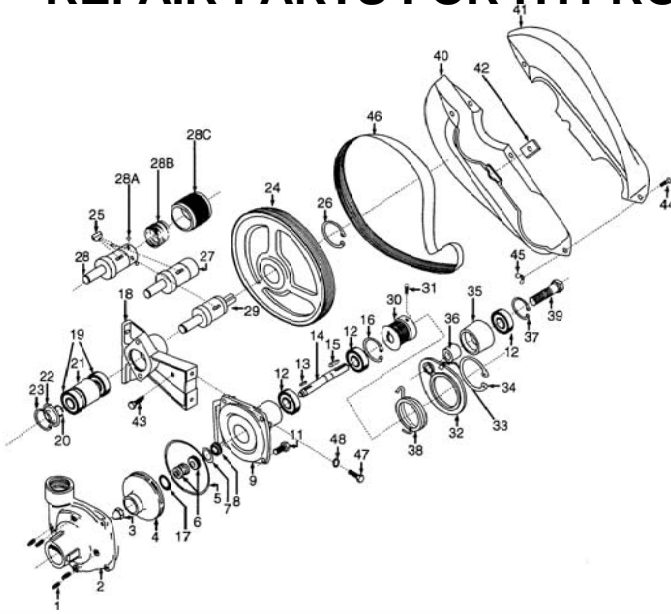
You can find all these items  
 and more on our web site:  
**[www.modernusa.com](http://www.modernusa.com)**

**Make Modern Ag Parts  
 Your #1 choice!**

**PUMPS & SPRAY EQUIPMENT**

Repair Parts for Hypro Model 9400

# REPAIR PARTS FOR HYPRO MODEL 9400



**Repair Kit No. 3430-477**  
(for 1000 rpm drives)  
consists of (1) Ref. 46 Poly V-Belt, (1) Ref. 5 O-ring, (1) Ref. 6 Mechanical Seal (Viton), and (1) Ref. 17 Gasket.

**Repair Kit No. 3430-0476**  
(for 540 rpm drives)  
consists of (1) Ref. 46 Poly V-Belt, (1) Ref. 5 O-ring, (1) Ref. 6 Mechanical Seal (Viton), and (1) Ref. 17 Gasket.

**Seal, O-ring Repair Kit No. 3430-0332** consists of (1) Ref. 6 Mechanical Seal (Viton), (1) Ref. 5 O-ring and (1) Ref. 17 Gasket.

PUMPS & SPRAY EQUIPMENT

Ref. No.	Qty. Req'd.	Part No.	Description
1	4	2406-0007	Drain Plug
2	1	0150-9000C	Pump Casing (Models 9403C)
2	1	0150-9200C	Pump Casing (Models 9402C) (The above casings include a stainless steel wear ring.)
3	1	2253-0002	Impeller Nut
4	1	0401-9100P	Impeller (Nylon) (standard)
4	1	0402-9100P	Impeller (Poly)
5	1	1720-0083	O-Ring
6	1	2120-0008	Mechanical Seal (optional Buna-N)
6	1	2120-0009	Mechanical Seal (standard Viton)
6	1	2120-0032	Mechanical Seal (opt. Silicon Carbide)
7	1	1830-0040	Seal Retainer
8	1	1410-0056	Slinger Ring
9	1	0750-9200C	Mounting Flange
10	1	6031-0252	Nameplate (Specify Model Number)
11	4	2210-0020	Bolt
12	3	2000-0010	Ball Bearing
13	1	1610-0015	Key
14	1	0501-9200	Pump Shaft
15	1	1610-0004	Key
16	1	1820-0013	Bearing Retainer
17	1	1700-0100	Gasket
18	1	0703-9400D	Pedestal Bracket
19	2	2001-0006	Driver Shaft Bearings
20	1	1810-0012	Driver Shaft Bearing Retainer Ring
21	1	1410-0094	Bearing Spacer
22	1	2840-0053	End Cap (label)
23	1	1820-0032	Bearing Bore Retaining Ring
24	1	3115-0031	Driver Pulley (540 rpm)
24	1	3115-0032	Driver Pulley (1000 rpm)
24	1	3115-0033	Driver Pulley (1000 rpm, 1-3/4" shaft)
25	1	1610-0033	Key (Driver Pulley)
25	1	1610-0034	Key (Driver Pulley, 1-3/4" shaft)
26	1	1810-0031	Retaining Ring (Driver Pulley)
26	1	1810-0032	Retain. Ring (Dr. Pulley, 1-3/4" shaft)
27	1	0555-9400F	Shaft (540 rpm)
27	1	0556-9400F	Shaft (1000 rpm)
27	1	0557-9400F	Shaft (1-3/4" 1000 rpm)

Ref. No.	Qty. Req'd.	Part No.	Description
28	1	0555-9400F1	Shaft (540 Quick Coupler)
28A	3	3250-0004	Locking Ball
28B	1	1900-0115	Collar Spring
28C	1	1400-0021	Collar
29	1	0503-9400	Shaft (1" solid)
30	1	3115-0034	Driven Pulley (5/8" dia. bore)
31	2	2230-0003	Set Screw for Driven Pulley
32	1	0706-9400C	Idler Bracket (Cast Iron Pumps)
33	1	2405-0003	Grease Zerk Fitting
34	1	1810-0036	Retaining Ring (Idler Bracket, Cast Iron)
35	1	3115-0036	Idler Pulley
36	1	1410-0095	Spacer (Idler Pulley)
37	1	1820-0013	Retaining Ring (Idler Pulley)
38	1	1900-0156	Torsion Spring (Idler for Cast Iron)
39	1	2210-0111	Idler Bolt/Shaft
40	1	2840-0075	Belt Shield
41	1	2840-0076	Belt Shield
42	1	1520-0062	Bracket for Belt Shield
43	1	2210-0021	Attachment Bolt for Shield
44	4	2240-0017	Assembly Bolts for Shield
45	4	2252-0002	Assembly Nuts for Shield
46	1	3100-0006	Poly V-Belt (540 rpm)
46	1	3100-0005	Poly V-Belt (1000 rpm)
47	2	2210-0055	Bolts for Pump to Bracket
48	2	2260-0006	Lock Washers for Bracket Bolts

NOTE: When ordering parts, give QUANTITY, PART NUMBER, DESCRIPTION, and COMPLETE MODEL NUMBER. Referencenumbers are used ONLY to identify parts in the drawing and are NOT to be used as order numbers.

## **Hypro®** CAST IRON CENTRIFUGAL PUMPS

Get ready to use these powerful pumps again and again for all standard centrifugal pump applications. You'll always be assured maximum performance because of Hypro's new, exclusive, stainless steel wear ring. The ring is inserted in a critical area of every Hypro cast iron centrifugal pump casting. Roundup® herbicide remains popular, and Hypro's "**Ready for Roundup**" wear ring broadens the capabilities for all Hypro 9000 series cast iron centrifugal pumps.

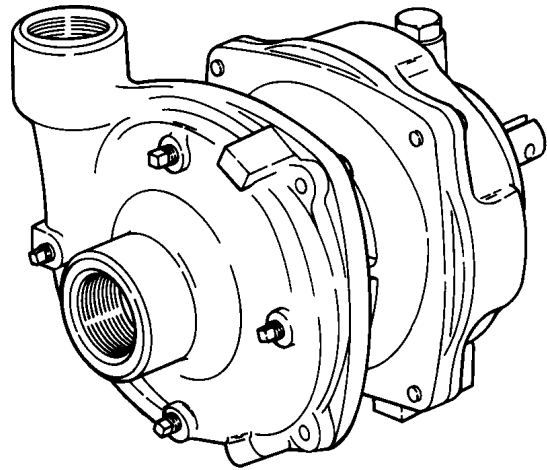
Get ready! This wear ring comes standard on Hypro's entire line of cast iron centrifugal pumps. The wear ring keeps the Hypro centrifugal line in front of the competition. so get ready!

### **"Ready for Round-Up"**

#### **Series 9000C-0**

##### ***Features:***

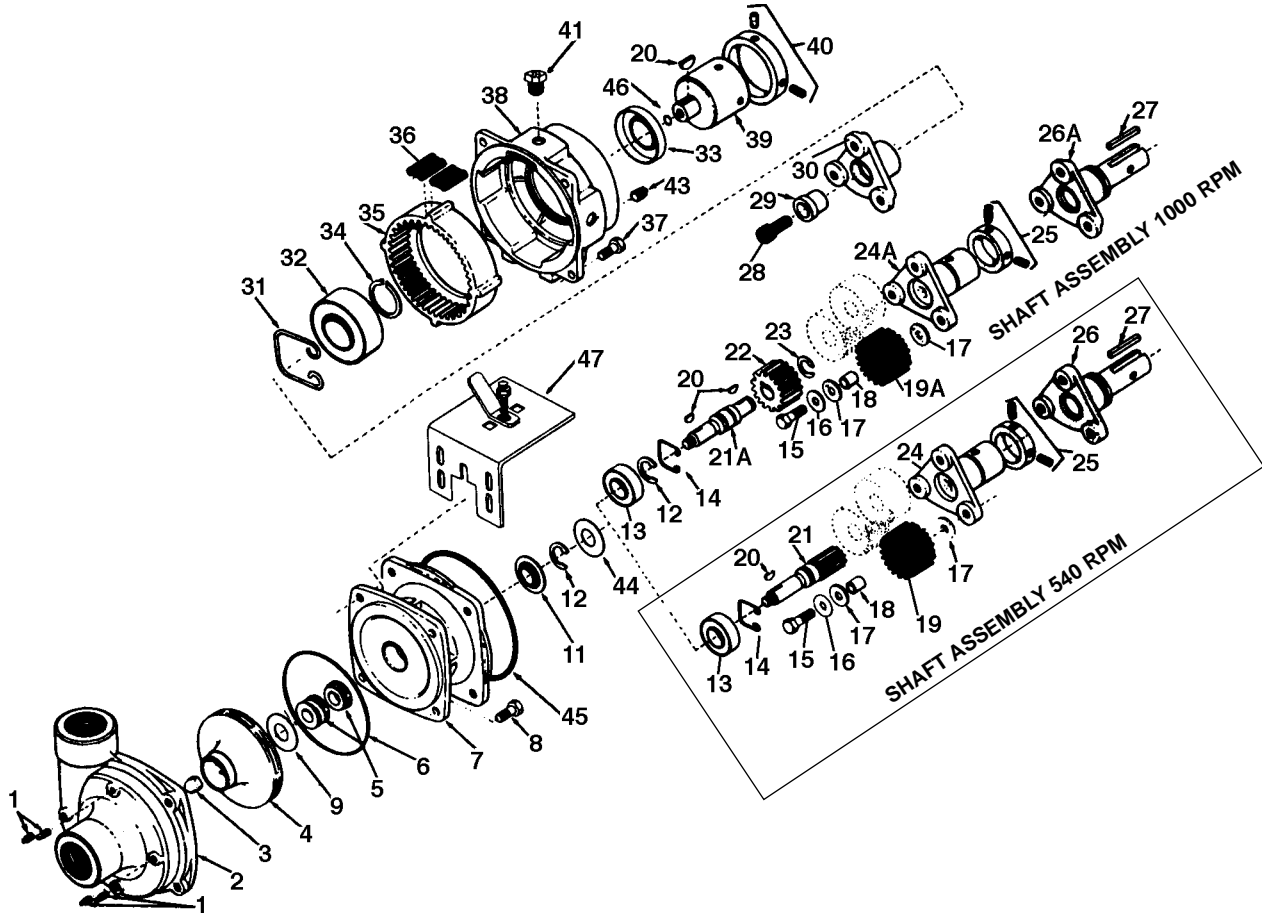
- Planetary Oil Bath Gear Drive
- Max. Flow: 110-117 gpm
- Max. Pressure: 75 psi
- Max. Speed: 1000 rpm  
(540 and 1000 rpm PTO)
- Shafts: 1" Solid, 1 3/8" Hollow, 1 3/4" Hollow
- Port Sizes: 1 1/2" NPT Inlet  
1 1/4" NPT Outlet
- Max. Fluid Temperature: 140½F
- Housing: Cast Iron
- Impeller: Glass-Filled Nylon
- Pump Shaft Rotation: CCW\*
- Weight: 35 lbs./15.24 kg
- Shaft Seals: Viton Standard (Buna-N and Silicon Carbide Available)



<b>PART NO.</b>	<b>DESCRIPTION</b>
712-601	9006C-0 Gear Driven Centrifugal Pump 540RPM
712-602	9008C-0 Gear Driven Centrifugal Pump 1000RPM

**SEE FOLLOWING PAGE FOR COMPLETE PARTS LISTING AND BREAKDOWNS.**

## PARTS BREAKDOWN FOR 712-601, 602 HYPRO CAST IRON CENTRIFUGAL PUMPS



PUMPS & SPRAY EQUIPMENT

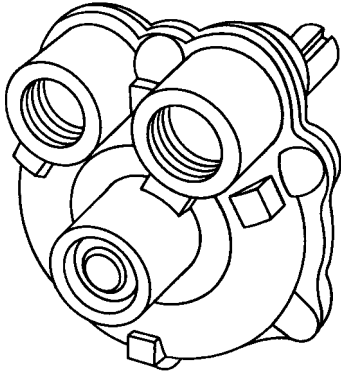
CAT NO.	QNTY. REQ'D.	REF. NO.	MFG NO.	DESCRIPTION
	4	1	2406-0007	Drain Plug
	1	2	0150-9000C	Pump Casing
	1	3	2253-0001	Impeller Nut
	1	4	0400-9000P	Impeller (Nylon)
	1	5	2120-0010	Mechanical Seal (Optional Buna-N)
	1	5	2120-0011	Mechanical Seal (Standard Viton)
	1	6	1720-0083	O-ring
	1	7	0752-9000C	Mounting Flange Adapter
	4	8	2210-0020	Hex Head Capscrew
	1	9	1700-0101	Gasket
	1	11	2130-0018	Bearing Lip Seal
	*	12	1810-0013	Retaining Ring - (1) required for 540 rpm (2) for 1 3/8" and (3) for 1 3/4" 1000rpm
	1	13	2008-0001	Ball Bearing
	1	14	1820-0025	Retaining Ring
	3	15	2210-0046	Capscrew
	3	16	2270-0003	Washer
	6	17	2265-0003	Thrust Washer
	3	18	2007-0022	Bearing Inner Race
	3	19	3900-0039	Driver Gear w/Bearing (540 rpm)
	3	19A	3900-0040	Driver Gear w/Bearing (1000 rpm)
	**	20	1610-0012	Woodruff Key**(1) req'd for 540 rpm (2) req'd for 1000 rpm models
	1	21	3900-0010	Impeller Shaft/Pinion Gear (540 rpm)
	1	21A	0500-9002	Impeller Shaft (1000 rpm)
	1	22	3900-0013	Sun Gear (1000 rpm)
	1	23	1810-0011	Retaining Ring (1000 rpm)

CAT NO.	QNTY. REQ'D.	REF. NO.	PART NO.	DESCRIPTION
	1	24	0562-9000D	Driver Hub (models 9000C, 9006C)
	1	24A	0562-9002D	Driver Hub (models 9002C, 9008C)
	1	25	3430-0176	Locking Collar Kit (Hollow Shaft Only)
	1	26	0501-9016D	Driver Hub (models 9010C, 9016C)
	1	26A	0501-9018D	Driver Hub (models 9012C and 9018C)
	1	27	0610-0005	Key
	1	28	2220-0035	Capscrew (9022C, 9028C)
	1	29	2403-0012	Bushing (models 9022C, 9028C)
	1	30	0501-9018D1	Driver Hub (models 9022C, 9028C)
	1	31	1800-0014	Retaining Ring
	1	32	2005-0002	Ball Bearing
	1	33	2102-0025	Oil Seal
	1	34	1810-0001	Retaining Ring
	1	35	3900-0009	Ring Gear
	8	36	1450-0004	Cushion Bumper
	4	37	2210-0026	Hex Head Capscrew
	1	38	0754-9000C	Gear Casing
	1	39	0550-1322F4	Driver Hub (9022C, 9028C)
	1	40	3430-0190	Locking Collar Kit (9022C, 9028C)
	1	41	2404-0193	Breather Vent
	3	43	2406-0019	Oil Plug
	1	44	1700-0098	Gasket
	1	45	1720-0139	O-ring
	1	46	1720-0022	O-ring
	1	47	1520-0034	Mounting Clip
	1			Nameplate (not shown)
	1		6031-0318	WARNING Tag (not shown)

SEAL, O-RING REPAIR KIT NO. 3430-0333 CONSISTS OF (1) REF. 5 MECHANICAL SEAL, (1) REF. 6 O-RING, AND (1) REF. 9 GASKET. GEAR LUBE REQUIREMENT: PHILLUBE SAE 80W90 OIL.



## HYPRO SERIES 9600C TURBINE PUMP



**PART NO.**

**712-696**

1000 RPM PTO DRIVE. THE 9600C TURBINE PUMP IS FOR HIGH VOLUME SPRAYING. FEATURES INCLUDE: HEAVY DUTY CAST IRON BODY, GLASS FILLED VALOX IMPELLER, STAINLESS STEEL SHAFT, VITON SEALS, AND HEAVY DUTY SEALED BEARINGS. AT 1200 RPM AND 40 PSI THE PUMP DELIVERS 73 GPM.

**SHAFT SIZE: 15/16" WITH 1/4" KEYWAY**

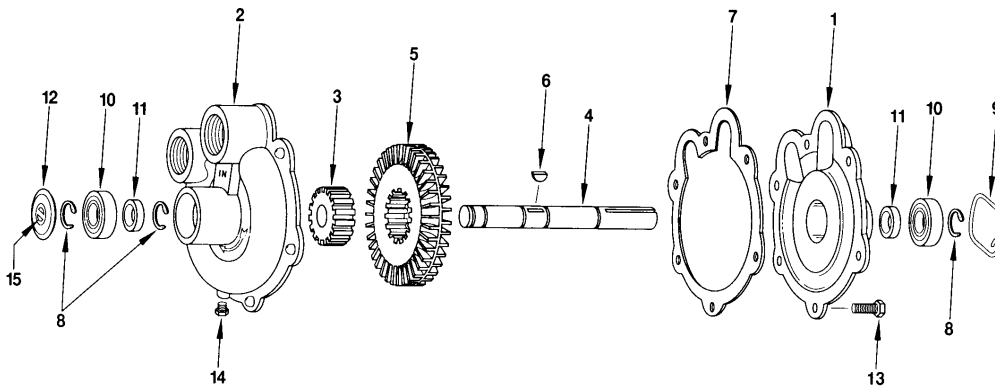
**PORT SIZE: 1 1/2"**

**9600C**

### REPAIR PARTS FOR HYPRO TURBINE PUMP MODEL 9600C

PART NO.	HYPRO NO.	DESCRIPTION
712-2001	2008-0001	Sealed Bearing
712-2103	2112-0003	Viton Shaft Seal
712-3425	3430-0347	Seal Kit Contains: 1) 1710-0015 Gasket 2) 2112-0003 Viton Seals

### REPAIR PARTS FOR HYPRO SERIES 9600C TURBINE PUMP



REF. NO.	Qty.	PART NO.	DESCRIPTION
1	1	0050-9600 C	Body
2	1	0250-9600 C	Housing
3	1	1201-0015	Impeller Insert
4	1	0500-9600	Shaft, Stainless Stell, 15/16" Diameter, 1/4" Keyway
5	1	0400-9600P	Impeller, Corrosion Resistant Valox®
6	1	1610-0045	Key-Woodruff
7	1	1710-0015	Gasket
8	3	1810-0008	Retainer Ring - External
9	1	1820-0025	Retainer Ring - Internal
10	2	2008-0001	Sealed Ball Bearing
11	2	2112-0003	Seal - Viton
12	1	2300-0020	Bearing Cover
13	6	2210-0026	Screw, Hex Head
14	1	2406-0007	Pipe Plug
15	1	6031-0258	Decal

## HYPRO HYDRAULIC DRIVE PUMP

Hypro centrifugal pumps are designed for agricultural and industrial spraying and transfer of a variety of fluids: water, insecticides, herbicides, wettable powders, emulsives, liquid fertilizers, etc. Polypropylene centrifugal pumps can also be used to pump acid fertilizer, calcium chloride and other highly corrosive liquids such as sulfuric and phosphoric acids. Hypro Series 9300 hydraulic motor driven centrifugal pumps provide smooth performance. They can be conveniently mounted on the tractor or sprayer, becoming part of the vehicle's hydraulic system and freeing the PTO for other uses. The Hypro "close coupled" design reduces the mounting space required, eliminating long shafts and couplers between the pump and motor.

- **Stainless Steel Wear Ring "Ready for Round-Up" Standard**
- **Cast Iron Hydraulic Motor**
  - Hypro Makes it's Own Hydraulic Motors
- **Double Lip Teflon Seal in Motor**
  - Able to Absorb Hydraulic Shock
- **One Piece Friction Welded Stainless Steel Shaft Standard**
  - 316 Stainless Shaft in the Pump
  - 416 Stainless Shaft in the Motor
- **Balanced, Glass-filled Nylon Impeller Standard**
  - Corrosion Resistant
- **Viton Seal Standard**
- **Easy Hook-Ups with No Relief Valves**
- **OEM Standard on Most Sprayers**
- **Flows to 190 gpm**
- **Pressures to 190 psi**



7 gpm hydraulic motor/cast iron pump, closed/open center system, ports (NPT): 1-1/2" inlet, 1-1/4" outlet.

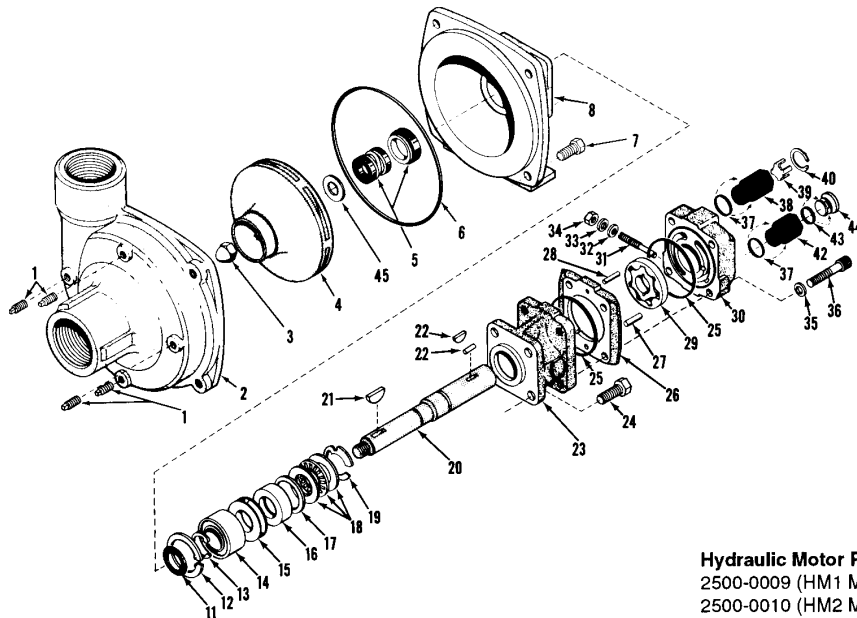
PART NO.	MATERIAL	OEM#
712-690	Cast	9303C-HM4

SEE FOLLOWING PAGE FOR COMPLETE PARTS LISTING AND BREAKDOWNS.

Choose from the hundreds of items in this catalog or go on line at [www.modernusa.com](http://www.modernusa.com). Place your order from our huge warehouse facility, and our professional staff will process and shipped it to you the same day.

## Your Satisfaction is Guaranteed!

# REPAIR PARTS FOR HYDRO HYDRAULIC DRIVE PUMP



**NOTE:** When ordering parts, give QUANTITY, PART NUMBER, DESCRIPTION, and COMPLETE MODEL NUMBER. Reference numbers are used ONLY to identify parts in the drawing and are NOT to be used as order numbers.

**Repair Parts Kit No. 3430-0332**  
 Contains: One mechanical seal (Ref. 5), one o-ring (Ref. 6) and one rubber gasket (Ref. 45).

**Parts Kit No. 3430-0178**  
 Contains: One each ball bearing (Ref. 14), motor shaft seal (Ref. 16), thread seal gasket (Ref. 32), and washer (Ref. 33), two each motor housing o-rings (Ref. 25), and port adapter o-rings (Ref. 37).

**Adapter Kit No. 3430-0187 (HM4 Models Only):**  
 Includes one each Ref. 37, Ref. 42, and Ref. 44, three Ref. 43, three metering orifices one No. 3373-0020 (Size #1), one No. 3373-0021 (Size #2) and one No. 3373-0022 (Size #3).

**Hydraulic Motor Part #s**  
 2500-0009 (HM1 Models)  
 2500-0010 (HM2 Models)  
 2500-0011 (HM3 Models)  
 2500-0012 (HM4 Models)

Ref. No.	Qty. Req'd.	Part No.	Description
1	4	2406-0007	Drain/Vent Plug
2	1	0150-9000	Pump Casing (Volute)
3	1	2253-0002	Impeller Nut
4	1	0401-9100P	Impeller (Nyglass, std.)
4	1	0402-9100P	Impeller (Optional Polypropylene)
5	1	2120-0008	Mechanical Seal (Buna-N) 9301 Models
5	1	2120-0009	Mechanical Seal (Viton) 9303 Models
6	1	1720-0083	O-ring
7	4	2210-0020	Hex Head Capscrew
8	1	0750-9300	Mounting Flange
11	1	1410-0056	Slinger Ring
12	1	1820-0013	Retaining Ring
13	1	1810-0014	Snap Ring
14	1	2000-0010	Ball Bearing
15	1	1410-0073	Spacer
16	1	2104-0005	Shaft Seal
17	1	1410-0074	Seal Spacer
18	1	2029-0014	Thrust Bearing Assembly—Consists of: (1)Thrust Bearing & (2) Thrust Brg. Races
19	1	1810-0026	Snap Ring
20	1	0509-2500	Shaft (HM2 & HM4 Models) 6 3/4" Long
20	1	0511-2500	Shaft (HM1 Models) 7" Long
20	1	0510-2500	Shaft (HM3 Models) 7 1/2" Long
21	1	1610-0012	Woodruff Key
22	1	1610-0032	Roll Pin (HM2 & HM4 Models)
22	1	1610-0031	Roll Pin (HM1 Models)
22	1	1610-0030	Woodruff Key (HM3 Models)
23	1	0151-2500A	Front Motor Body (Includes Main Bearing)
24	4	2210-0005	Hex Head Capscrew
25	2	1720-0110	O-ring
26	1	0701-2500A	Gerotor Housing (HM2 Models) 1/4" Wide
26	1	0700-2500A	Gerotor Housing (HM1 Models) 1/2" Wide
26	1	0703-2500A	Gerotor Housing (HM4 Models) 5/16" Wide
26	1	0702-2500A	Gerotor Housing (HM3 Models) 1" Wide

Ref. No.	Qty. Req'd.	Part No.	Description
27	1	1600-0045	Dowel Pin (HM2 & HM4 Models)
27	1	1600-0044	Dowel Pin (HM1 Models)
27	1	1600-0052	Dowel Pin (HM3 Models)
28	1	1600-0042	Dowel Pin (HM2 & HM4 Models)
28	1	1600-0037	Dowel Pin (HM1 Models)
28	1	1600-0051	Dowel Pin (HM3 Models)
29	1	3900-0023	Gerotor (HM2 Models)
29	1	3900-0022	Gerotor (HM1 Models)
29	1	3900-0025	Gerotor (HM4 Models)
29	1	3900-0024	Gerotor (HM3 Models)
30	1	0251-2500A	Motor End Plate (Includes Main Bearing)
31	1	3220-0029	Bypass Adjusting Screw
32	1	1700-0047	Gasket
33	1	2270-0027	Washer
34	1	2250-0038	Lock Nut
35	4	2270-0039	Washer
36	4	2220-0045	Capscrew (HM2 & HM4 Models)
36	4	2220-0021	Capscrew (HM1 Models)
36	4	2220-0044	Capscrew (HM3 Models)
37	2	1720-0108	O-ring
38	1	3320-0016	Tank Port Adapter
39	1	3260-0039	Poppet
40	1	1820-0023	Retaining Ring
42	1	3360-0021	Pressure Port Adapter
43	1	1720-0105	Orifice O-ring (HM2 & HM4 Models Only)
44	1	3373-0020	Metering Orifice (HM2 & HM4 Models Only)
		3373-0021	
		3373-0022	
45	1	1700-0100	Rubber Gasket

PUMPS & SPRAY EQUIPMENT

## HYPRO PUMP COUPLERS STANDARD ADAPTERS

MOUNTS TO PUMP SHAFT AND PTO  
SHAFT WITH FLUSH ALLEN HEAD  
SETSCREWS.



PART NO.	SPLINE	SHAFT SIZE	MFG. NO.
712-1322	1-3/8" X 6	5/8"	1320-0022
712-1333	1-3/8" X 6	15/16"	1320-0033
712-1353	1-3/8" X 21	5/8"	1320-0053
712-1338	1-3/8" X 21	15/16"	1320-0038

## QUICK COUPLER ADAPTERS

SLIPS PUMP ON AND OFF PTO SHAFT IN SECONDS WITH NO TOOLS  
REQUIRED. SAFE, CONVENIENT AND SECURE. NO PROTRUDING PINS  
OR BOLTS TO CATCH HANDS OR CLOTHING.



PART NO.	SPLINE	SHAFT SIZE	MFG. NO.
712-1306	1-3/8" X 6	5/8"	1321-0006
712-1307	1-3/8" X 6	15/16"	1321-0007
712-1308	1-3/8" X 21	5/8"	1321-0008
712-1309	1-3/8" X 21	15/16"	1321-0009

## FORGED STEEL PUMP ADAPTERS


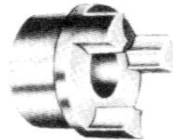
MOUNTS TO PUMP SHAFT AND  
PTO SHAFT WITH FLUSH ALLEN  
HEAD SETSCREWS.



PART NO.	SPLINE	SHAFT SIZE	MFG. NO.
712-1370	1-3/8" X 6	15/16"	1320-0076
712-1372	1-3/8" X 21	15/16"	1320-0078
712-1374	1-3/4" X 20	15/16"	1320-0080
712-1375	1-3/8" X 6	1"	1320-0081

## FLEXIBLE COUPLINGS (LOVE JOY COUPLINGS)

FOR USE WITH GASOLINE ENGINES AND ELECTRIC MOTORS UP TO TWO HORSEPOWER



COUPLING END

CENTER


COUPLING END DISC

PART NO.	DESCRIPTION	MFG. NO.
712-2702	1/2" Coupling End 1/8" Key	2738-0001
712-2703	5/8" Coupling End 3/16" Key	2738-0002
712-2701	Center Disc	2738-0001



# HYDRAULIC MOTOR DRIVEN PUMPS

## MODELS 204 AND 210



1 1/4" SUCTION X 1" DISCHARGE

SHUT-OFF 0 GPM	15 GPM	30 GPM	45 GPM	60 GPM	75 GPM
100 PSI	95 PSI	83 PSI	55 PSI	30 PSI	10 PSI
80 PSI	75 PSI	70 PSI	45 PSI	25 PSI	5 PSI
60 PSI	55 PSI	50 PSI	35 PSI	15 PSI	- -

MAXIMUM PRESSURE: 100 PSI

MAXIMUM FLOW: 75 GPM

- THE ORIGINAL FARM AND INDUSTRY STANDARD. OVER 250,000 IN USE SINCE 1969.
- THE 204 MOTOR REQUIRES 4 GPM HYDRAULIC FLUID INPUT.  
 RECOMMENDED FOR:
  - JOHN DEERE TYPE PRESSURE COMPENSATING CLOSED CENTER SYSTEMS.
  - OPEN CENTER SYSTEMS WITH CAPACITIES FROM 4 TO 13 GPM.
- THE 210 MOTOR REQUIRES 8 GPM HYDRAULIC FLUID INPUT.  
 RECOMMENDED FOR:
  - CASE-IH TYPE LOAD SENSING CLOSED CENTER SYSTEMS.
  - OPEN CENTER SYSTEMS WITH CAPACITIES FROM 8 TO 17 GPM.

PART NO.	MFG. NO. / DESCRIPTION
711-1101	FMC - HYD - 204 PUMP
711-1107	FMC - HYD - 204 CI PUMP WITH CAST IRON IMPELLER
711-1102	FMC - HYD - 210 PUMP
711-1108	FMC - HYD - 210 CI PUMP WITH CAST IRON IMPELLER

### REPAIR KITS FOR 204 AND 210

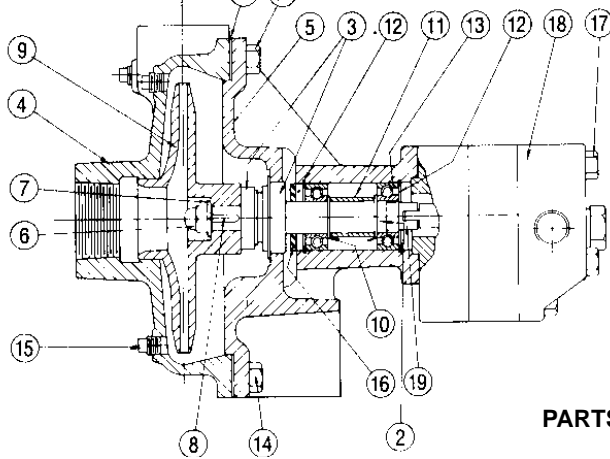
PART NO.	MFG. NO.	DESCRIPTION
711-1407	RK-FMC - 52700	REPAIR KIT FOR PUMP ONLY
711-4371	RK-BAC - 75 - HYD	HYDRAULIC MOTOR 204/210 REPAIR KIT
711-1106	FMC-HYD-PO	PUMP ONLY
711-4370	BAC-75-HYD-204	204 HYDRAULIC MOTOR
711-4375	BAC-75-HYD-210	210 HYDRAULIC MOTOR

SEE COMPLETE PARTS BREAKDOWN ON FOLLOWING PAGES.

# CENTRIFUGAL PUMP/HYDRAULIC MOTOR COMBINATIONS PARTS LIST

## MODELS FMC-HYD-204, FMC-HYD-210 & FMC-HYD-310

### WITH MECHANICAL SEAL, 1 1/4" X 1" SERIES



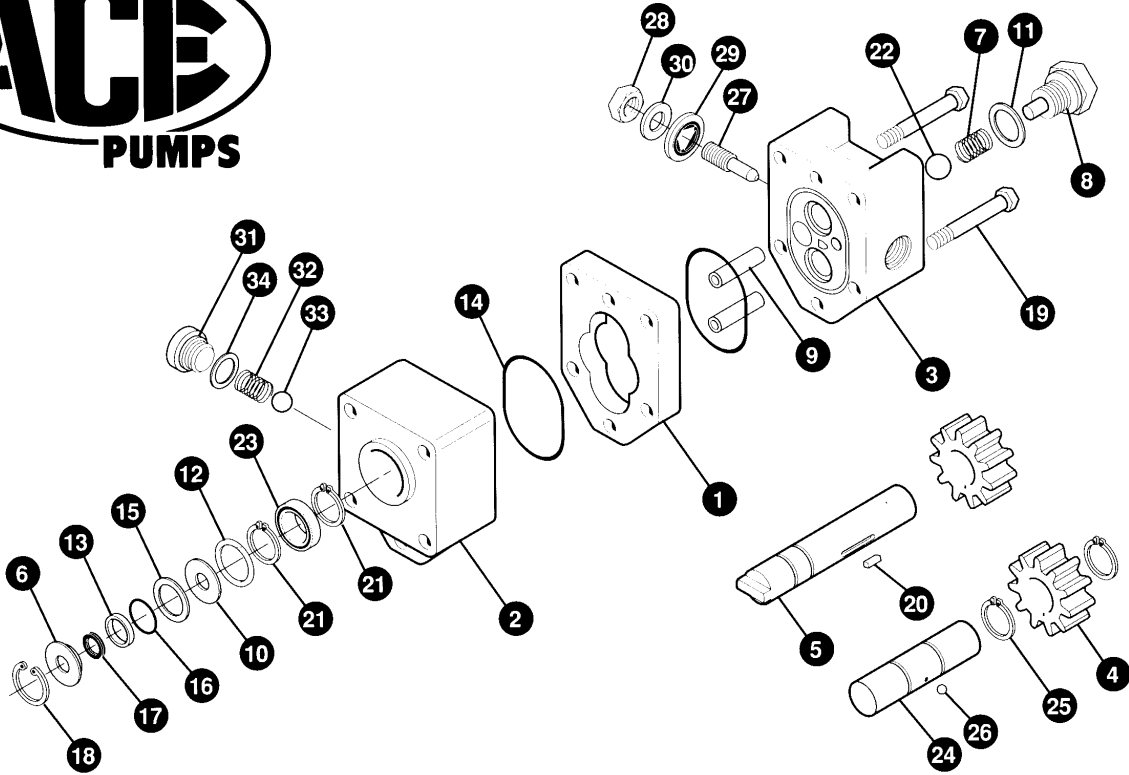
PARTS LISTING CONTINUED NEXT PAGE

PART NO	REF. NO.	MFG. NO.	EDP NO.	DESCRIPTION	REQ.
711-3010					
711-3060	1	*BAC-4	40010	Gasket, 4 Hole	1
711-3061	2	BAC-6-HYD	40060	5/8" Driven Shaft W/Tang Slot	1
711-3110	2	BAC-6-HYD-SS	40061	5/8" Driven Shaft W/Tang Slot, Stainless Steel	1
711-3151	3	BAC-7B	40110	Buna N. Mechanical Seal (Optional)	1
711-3160	3	*BAC-7V	40151	Viton Mechanical Seal	1
711-3250	#	*40160	40160	"O" Ring For Bac-6-Hyd Shaft	1
711-4005	4	BAC-12	40250	1 1/4" X 1" Volute	1
711-3300	-	BAC-12A	40005	"O" Ring for for Bac-14 Volute	1
	5	BAC-14-HYD	40300	Mounting Frame	1
711-3391	5	BAC-14-HYD-310	40301	Mounting Frame, For Bac-75-Hyd-310 Hydraulic Motor	1
711-3400	6	BACH-23-SS	40390	3/8" N.F. Hex Nut, Stainless Steel	1
711-3420	7	BAC-24-HYD-SS	40400	3/8" Washer, Stainless Steel	1
711-3440	8	BACH-25	40420	1/8" X 1/8" X 1/2" Impeller Key	1
711-3442	9	BAC-26-HYD	40440	Impeller, Valox, W/Keyway	1
711-3790	9	BAC-26-HYD-CI	40442	Impeller, Cast Iron, W/Keyway (Optional)	1
	10	BAC-32	40790	External Snap Ring, Bac-6-Hyd Driven Shaft	2
711-3810	11	BAC-32S	40795	Spacer For Bac-6-Hyd Shaft	1
711-3870	12	BAC-33	40810	Internal Snap Ring, Bac-14-Hyd Mounting Frame	2
	13	BAC-37	40870	Sealed Ball Bearing, Bac-6-Hyd Driven Shaft	2
	14	40950	40950	3/8" N.C. X 3/4" Hex Head Cap Screw	4
	14	40930	40930	3/8" N.C. X 3/4" Hex Head Cap Screw, Stainless Steel (Optional)	4
	15	41110	41110	1/8" Npt Pipe Plug	3
711-4130	15	41120	41120	1/8" Npt Pipe Plug, Stainless Steel (Optional)	3
	16	BAC-54	41130	Slinger	1
	17	41256	41256	5/16" N.C. X 3 1/2" Hex Head Cap Screw Motor To Pump (For Fmc-Hyd-204)	4
	17	41257	41257	5/16" N.C. X 4" Hex Head Cap Screw Motor To Pump ( For Fmc-Hyd-210)	4
711-4370	17	41330	41330	5/16" N.C. X 3/4" Hex Head Cap Screw Motor To Pump ( For Fmc-Hyd-310)	4
711-4375	18	BAC-75-HYD-204	41370	Hydraulic Motor For Open Center Or Closed Center Systems With Integral Needle Valve ( For Model Fmc-Hyd-204)	1
	18	BAC-75-HYD-210	41375	Hydraulic Motor For Open Center Or Closed Center Systems With Integral Needle Valve ( For Model Fmc-Hyd-210)	1
711-4380	18	BAC-75-HYD-310	41378	Hydraulic Motor For Open Center Systems With Integral Needle Valve ( For Model Fmc-Hyd-310)	1
711-4390	19	BAC-76-HYD	41380	Coupling For Hydraulic Motor	1
711-4400	#	BAC-79-204-3/8"NPT	41390	Restrictor Orifice For Closed Center Systems, 3/8" Npt Male X 3/8" Npt Female	1
711-4410	#	BAC-79-204-1/2"NPT	41400	Restrictor Orifice For Closed Center Systems, 3/8" Npt Male X 1/2" Npt Female (Opt.)	1
	#	BAC-79-204-3/4"ORB	41410	Restrictor Orifice For Closed Center Systems, 3/8" Npt Male X 3/4" -16 Nf "O" Ring Seal Female	1
	#	BAC-79-210-3/8"NPT	41395	Restrictor Orifice For Closed Center Systems, 3/8" Npt Male X 3/8" Npt Female	1
	#	BAC-79-210-1/2"NPT	41405	Restrictor Orifice For Closed Center Systems, 3/8" Npt Male X 1/2" Npt Female (Opt.)	1
	#	BAC-79-210-3/4"ORB	41415	Restrictor Orifice For Closed Center Systems, 3/8" Npt Male X 3/4" -16 Nf "O" Ring Seal Female (Optional)	1
	#	BAC-80-HYD-1/2"NPT	41420	3/8" Npt Male X 1/2" Npt Female Adapter ( Optional)	1
	#	BAC-80-HYD-3/4"ORB	41430	3/8" Npt Male X 3/4" -16 Nf "O" Ring Seal Female Adapter ( Optional)	1
711-5010	#	BAC-80-HYD-7/8"ORB	41440	3/8" Npt Male X 7/8" -14 Nf "O" Ring Seal Female Adapter (Optional)	1
711-5030	#	40210	42010	Needle Valve Adjusting Screw	1
	#	42030	42030	3/8" Nc Thread Seal	1
	#	42040	42040	Flat Steel Back-Up Washer	1

PUMPS & SPRAY EQUIPMENT



# HYDRAULIC MOTOR PARTS LIST



REF. #	MODEL - 204	MODEL - 206	MODEL - 210	DESCRIPTION	REQ.
1	41720	41721	41725	Housing	1
2	41731	41731	41731	Drive Plate	1
3	41740	41740	41740	End Plate	1
4	41750	41751	41755	Gear	2
5	41761	41764	41766	Straight drive shaft	1
6	41770	41770	41770	Steel seal retainer	1
7	41780	41780	41780	Spring for reverse flow check	1
8	41790	41790	41790	Check valve cap	1
9	41800	41805	41805	Dowel pin for housing	2
10	41810	41810	41810	Steel backup washer	1
11	41820	41820	41820	Nylon washer	1
12	41830	41830	41830	Wire ring bearing spacer	1
13	41840	41840	41840	Quad ring shaft seal collar	1
14*	41850	41850	41850	"O" Ring, housing seal	2
15*	41860	41860	41860	"O" Ring, seal retainer	1
16*	41870	41870	41870	"O" Ring, seal collar	1
17*	41880	41880	41880	Quad ring shaft seal	1
18	41890	41890	41890	Shaft seal retaining ring	1
19	41900	41900	41905	1/4"N.C. Hex head cap screw	2
20	41920	41921	41925	Dowel Pin for drive shaft	1
21	41941	41941	41941	Snap ring	2
22	41950	41950	41950	Ball	1
23	41961	41961	41961	Ball Bearing 7/16"1 D.	1
24	41970	41971	41975	Idler Shaft	1
25	41980	41980	41980	Retaining ring	2
26	41990	41990	41990	Ball for idler shaft	1
27	42010	42010	42010	Needle valve adjusting screw	1
28	40960	40960	40960	3/8" N.C. Jam nut	1
29*	42030	42030	42030	#7500 3/8" N.C. Thread seal	1
30	42040	42040	42040	Flat steel back-up washer	1
31	42041	42041	42041	Seal check cap	1
32	42042	42042	42042	Spring for seal check	1
33	42043	42043	42043	Ball for seal check	1
34*	42044	42044	42044	"O" Ring for seal check cap	1

PUMPS & SPRAY EQUIPMENT


**PUMPS & SPRAY EQUIPMENT**

High Performance Hydraulic Motor Driven Pump Model 206  
Parts Breakdown for 711-1104

**HIGH PERFORMANCE HYDRAULIC MOTOR DRIVEN PUMP**



**150 SERIES**  
HIGH PERFORMANCE



**MODEL 206**

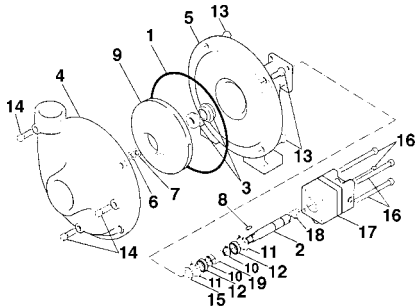
**1 1/2" SUCTION X 1 1/4" DISCHARGE**

- › HIGH PERFORMANCE PUMP - 100 PSI AT 20 GPM.
- › PROVIDES HIGHER PRESSURE AND GREATER VOLUME FOR APPLICATIONS WITH LARGE TANKS AND LONG BOOMS.
- THE 206 MOTOR REQUIRES 7 GPM HYDRAULIC FLUID INPUT AND FITS VIRTUALLY ALL TRACTOR HYDRAULIC SYSTEMS.
- VITON MECHANICAL SEAL.
- RECOMMENDED FOR THE FOLLOWING HYDRAULIC SYSTEMS:
  - JOHN DEERE TYPE PRESSURE COMPENSATING CLOSED CENTER SYSTEMS.
  - CASE-IH TYPE LOAD SENSING CLOSED CENTER SYSTEMS.
  - OPEN CENTER SYSTEMS WITH CAPACITIES FROM 7 TO 16 GPM.

SHUT-OFF 0 GPM	20 GPM	40 GPM	60 GPM	80 GPM	100 GPM
120 GPM	100 PSI	80 PSI	60 PSI	30 PSI	10 PSI
100 PSI	95 PSI	76 PSI	52 PSI	26 PSI	5 PSI
80 PSI	75 PSI	62 PSI	45 PSI	21 PSI	--
60 PSI	55 PSI	50 PSI	25 PSI	5 PSI	--

PART NO.	MFG. NO. / DESCRIPTION
711-1104	FMC-150-HYD - 206 PUMP
<b>REPAIR KITS</b>	
711-4371	RKBAC-75-HYD ALL SEALS AND O-RINGS FOR MOTOR
711-1425	RK-FMC-52710 REPAIR KIT FOR 206 PUMP

**PARTS BREAKDOWN FOR 711-1104**  
CENTRIFUGAL PUMP/HYDRAULIC MOTOR  
COMBINATION PARTS LIST MODEL FMC-150-HYD-206



REF. NO.	MFG. NO.	EDP NO.	DESCRIPTION	REQ.	PART NO.
*1	BAC-4-150	40015	O" Ring, volute	1	711-3015
2	BAC-6-HYD	40060	5/8" Driven shaft with tang slot	1	711-3060
2	BAC-6-HYD-SS	40061	5/8" Driven shaft with tang slot, stainless steel (optional)	1	711-3061
#	BAC-7B	40110	Buna-N mechanical seal (optional)	1	711-3110
*3	BAC-7V	40151	Viton mechanical seal (includes 40160 "O" ring)	1	711-3151
#	BAC-7SC	40152	Silicon carbide mechanical seal (includes 40160 "O" ring) (optional)		
*#	40160	40160	"O" Ring for BAC-6-HYD shaft	1	711-3160
4	BAC-12-150	40255	1 1/2" X 1 1/4" Volute	1	
5	BAC-14-150-HYD	40305	Mounting frame	1	
6	BACH-23-SS	40391	3/8" N.F. Hex nut, stainless steel	1	711-3391
7	BAC-24-HYD-SS	40400	3/8" Lock washer, stainless steel	1	711-3400
8	BAC H -25	40420	1/8" X 1/8" X 1/2" Impeller key	1	711-3420
9	BAC-26-150	10445	Impeller, w/keyway	1	
10	BAC -32	40790	External snap ring, BAC-6-HYD driven shaft	2	711-3990
11	BAC -33	40810	Internal snap ring, BAC-14-HYD-150 mounting frame	2	711-3810
12	BAC-37	40870	Sealed ball bearing, BAC-6-HYD driven shaft	2	
13	40950	40950	3/8" N.C. X 3/4" Hex head cap screw	4	
13	40930	40930	3/8" N.C. X 3/4" Hex head cap screw, stainless steel (optional)	4	
14	41110	41110	1/8" NPT Pipe plug	3	
14	41120	41120	1/8" NPT Pipe plug, stainless steel (optional)	3	
15	BAC-54	41130	Slinger	1	711-4130
16	41258	41258	5/16" N.C X 3/4" Hex head cap screw motor to pump (for FMC-150-HYD-206)	4	
17	BAC-75-HYD-206	41372	Hydraulic motor for open-center or closed-center systems with integral needle valve (for Model FMC-150-HYD-206)	1	
18	BAC-76-HYD	41380	Coupling for hydraulic motor	1	711-4380

\* Items Included In 711-1425 repair kit.

# Not shown on cross section drawing

PUMPS & SPRAY EQUIPMENT





## BELT DRIVEN PUMPS



- ★ The original farm belt drive standard.
- ★ Over 325,000 in use since 1964.
- ★ Time proven design.
- ★ Wide spread parts and service availability.
- ★ Most economical belt drive.
- ★ 0-70 PSI. 1 1/4" Suction X 1" Discharge.
- ★ Sealed bearings, Mechanical viton seals.
- ★ Safety shield included.

### 1 1/4" SUCTION X 1" DISCHARGE

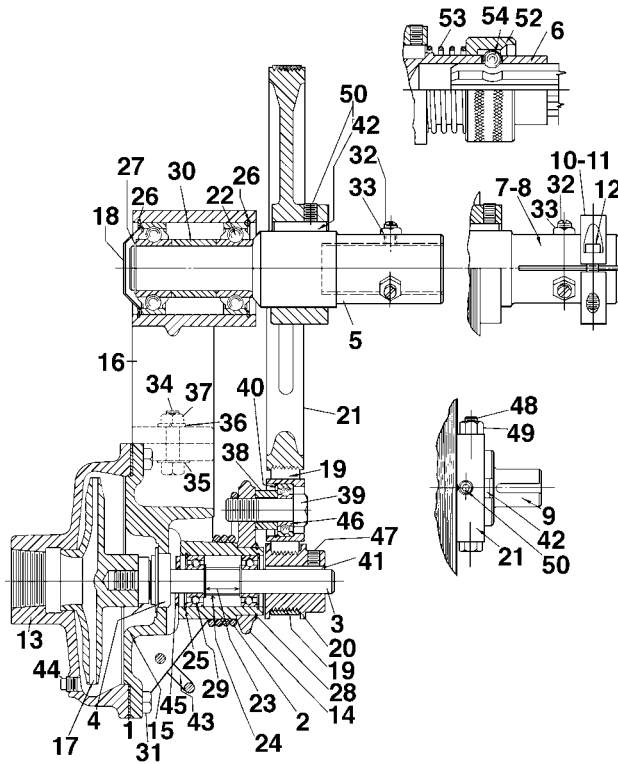
PTOC - 600					PTOC - 1000				
TRACTOR PTO SPEED	450 RPM	500 RPM	540 RPM	600 RPM	TRACTOR PTO SPEED	700 RPM	800 RPM	900 RPM	1000 RPM
PSI	GPM	GPM	GPM	GPM	PSI	GPM	GPM	GPM	GPM
20	50	53	57	65	20	44	50	57	65
30	44	50	52	63	30	38	47	52	63
40	30	40	48	62	40	24	37	48	62
50		22	37	60	50		19	37	60
60			15	46	60			15	46
70				25	70				25

1-1/4" X 1" SERIES					
Models FMC-HYD-204, FMC-HYD-210, FMCL-HYD-204, FMCL-HYD-210			Model FMCH-HYD-210		
Pressure	Capacity		Pressure	Capacity	
10 PSI	75 GPM	4,500 GPH	10 PSI	60 GPM	3,600 GPH
30 PSI	60 GPM	3,600 GPH	30 PSI	60 GPM	3,600 GPH
50 PSI	50 GPM		50 PSI	60 GPM	
90 PSI (1)	3,000 GPH		90 PSI	3,600 GPH	
100 PSI (1)	20 GPM	1,200 GPH	100 PSI	40 GPM	2,400 GPH
	10 GPM	600 GPH		20 GPM	1,200 GPH

PART NO.	MFG. NO.	DESCRIPTION
711-1001	PTOC-600-6	6-SPLINE PUMP
711-1007	PTOC-1000-10-21	21-SPLINE PUMP
711-1008	PTOC-1000-20	20-SPLINE PUMP
711-1055	FMC - MIA	REPLACEMENT PUMP UNIT ONLY
PART NO.	REPAIR KITS	DESCRIPTION
711-1401	RK-PTOC-600-10	FOR 1 3/8"-6-SPLINE PUMP
711-1402	RK-PTOC-1000-10	FOR 1 3/8"-21-SPLINE PUMP FOR 1 3/4"-20-SPLINE PUMP

REPAIR KITS CONTAIN BELT, VITON SEAL, GASKET, AND O-RING

SEE PARTS BREAKDOWN ON NEXT PAGE.



**PARTS LIST**  
**MODEL PTOC CENTRIFUGAL**  
**PUMP WITH MECHANICAL**  
**SEAL TRACTOR PTO**  
**MOUNTED, BELT DRIVEN**



PUMPS & SPRAY EQUIPMENT

PART NO.	REF. #	MFG NO.	EDP NO.	DESCRIPTION	REQ.
711-3010	1	#* BAC-4	40010	GASKET, 4 HOLE	1
711-3030	2	BAC-5	40030	IDLER TORSION SPRING	1
711-3050	3	BAC-6	40050	5/8" DRIVEN SHAFT, LEFT HAND THREAD	1
711-3070	3	BAC-6-SS	40070	5/8" DRIVEN SHAFT, LEFT HAND THREAD, STAINLESS STEEL	1
711-3110	4	BAC-7B	40110	BUNA N MECHANICAL SEAL (OPTIONAL)	1
711-3151	4	#*BAC-7V	40151	VITON MECHANICAL SEAL	1
711-3160	4	#*40160	40160	"O" RING FOR BAC-6 SHAFT	1
	5	BAC-10-6SP	40200	1 3/8" 6 TOOTH SPLINE PTO DRIVE SHAFT ( FOR PTOC-600-10-6SP)	1
	6	BAC-10-6SP-QC	40210	1 3/8" 6 TOOTH SPLINE PTO DRIVE SHAFT FOR QUICK COUPLER (FOR PTOC-600-10-QC)	1
711-3220	7	BAC-10-21SP	40220	1 3/8" 21 TOOTH SPLINE PTO DRIVE SHAFT, INCLUDES BAC-11 (FOR PTOC-1000-10-21SP)	1
	8	BAC-10-175-20SP	40180	1 3/4" 20 TOOTH SPLINE PTO DRIVE SHAFT, INCLUDES BAC-11-175 (FOR PTOC-1000-175-20SP)	1
	9	BAC-10-S	40190	1" TUMBLEROD STUB DRIVE SHAFT (FOR PTOC-600-10B)	1
711-3235	10	BAC-11	40235	SPLIT RING, LOCKING COLLAR ( FOR BAC-10-21SP SHAFT)	1
	11	BAC-11-175	40236	SPLIT RING, LOCKING COLLAR ( FOR BAC-10-175 SHAFT)	1
	12	BAC-11-1	40237	SET SCREW ( FOR BAC-11- AND BAC-11-175 LOCKING COLLAR)	1
711-3250	13	BAC-12	40250	1 1/4" X 1" VOLUTE	1
711-4005	--	BAC-12A	40005	"O" RING FOR BAC-12 VOLUTE	1
711-3270	14	BAC-13	40270	IDLER ARM	1
	15	BAC-14-MIA	40290	MOUNTING FRAME, MACHINED FOR IDLER ARM	1
711-3340	16	BAC-15	40340	PTO DRIVE SHAFT BEARING HOUSING (FOR PTO MOUNTED MODELS)	1
		BAC-15-A-6SP	40350	PTO DRIVE SHAFT BEARING HOUSING ASSEMBLY WITH 6 SPLINE SHAFT	1
		BAC-15-A-QC	40352	PTO DRIVE SHAFT BEARING ASSEMBLY ( FOR PTOC-600-10-QC)	1
		BAC-15-A-M	40360	PTO DRIVE SHAFT BEARING HOUSING ASSEMBLY (FOR PTOC-1000-10-21SP)	1
		BAC-15-A-175	40353	PTO DRIVE SHAFT BEARING HOUSING ASSEMBLY (FOR PTOC-1000-175-20 SP)	1
		BAC-15-B	40370	TUMBLEROD DRIVE SHAFT BEARING HOUSING W/MOUNTING BASE (FOR PTOC-600-10B)	1
711-3430	17	BAC-26	40430	IMPELLER, VALOX, LEFT HAND THREAD	1
711-3432	17	BAC-26-CI	40432	IMPELLER, CAST IRON, LEFT HAND THREAD ( OPTIONAL )	1

\* ITEMS INCLUDED IN REPAIR KIT FOR MODELS PTOC-600-10-6SP, PTOC-600-10-QC AND PTOC-600-10B  
 # ITEMS INCLUDED IN REPAIR KIT FOR MODELS PTOC-1000-10-21SP AND PTOC-1000-175-20SP

**PARTS LIST**  
**MODEL PTOC CENTRIFUGAL PUMP WITH MECHANICAL SEAL**  
**TRACTOR PTO MOUNTED, BELT DRIVEN**




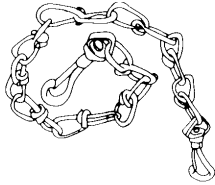
PART NO.	REF. #	MFG. NO.	EDP NO.	DESCRIPTION	REQ.
	18	BAC-27-P-10	40510	NAME PLATE ( FOR PTOC-600-10)	1
	18	BAC-27-M-10	40500	NAME PLATE ( FOR PTOC-1000-10-21SP)	1
	18	BAC-27-175	40505	NAME PLATE ( FOR PTOC-1000-175-20SP)	1
	19	BAC-28-8	40590	POLY-V BELT, 8 GROOVE ( FOR PTOC-600) - OBSOLETE	1
	19	BAC-28-8-M	40600	POLY-V BELT, 8 GROOVE ( FOR PTOC-1000) - OBSOLETE	1
711-3610	19	*BAC-28-10	40610	POLY-V-BELT, 10 GROOVE ( FOR PTOC-600-10,600-108)	1
711-3620	19	#BAC-28-10-M	40620	POLY-V BELT. 10 GROOVE ( FOR PTOC-1000-10)	1
711-3680	20	BAC-29-10	40680	1.5" P.D. X 5/8" BORE POLY-V PULLEY, 10 GROOVE	1
711-3681	21	BAC-29-10	40681	1.7" P.D. X 5/8" BORE POLY-V PULLEY, 10 GROOVE	1
711-3740	21	BAC-30-10	40740	10.6" P.D. X 2" BORE POLY-V PULLEY, 10 GROOVE ( FOR PTOC-600-10,600-10B)	1
	21	BAC-30-10-M	40750	6.375" P.D. X 2" BORE POLY-V PULLEY, 10 GROOVE ( FOR PTOC-1000-10)	1
	21	BAC-30-175	40745	6.375" P.D. X 2 3/8" BORE POLY-V PULLEY, 10 GROOVE ( FOR PTOC-1000-175-20SP)	1
711-3780	22	BAC-31	40780	SEALED BALL BEARING, BAC-10 DRIVE SHAFT	2
711-3781	22	BAC-31-1	40780	SEALED BALL BEARING, BAC-10 DRIVE SHAFT (7/92 & UP)	2
711-3790	23	BAC-32	40790	EXTERNAL SNAP RING, BAC-6 DRIVEN SHAFT	1
	24	BAC-32-S	40795	SPACER FOR BAC-6 SHAFT	2
711-3810	25	BAC-33	40810	INTERNAL SNAP RING, BAC-14 MOUNTING FRAME	2
	26	BAC-34	40830	INTERNAL SNAP RING, BAC-15 BEARING HOUSING	1
711-3840	27	BAC-35	40840	EXTERNAL SNAP RING, BAC-10 DRIVE SHAFT	1
	28	BAC-36	40850	EXTERNAL SNAP RING, BAC-13 IDLER ARM	2
711-3870	29	BAC-37	40870	SEALED BALL BEARING, BAC-6 DRIVEN SHAFT	2
711-3781	29	BAC 31-1		SEALED BALL BEARING, BAC-6 DRIVEN SHAFT (JULY 1992 AND UP)	1
	30	BAC-38	40900	BEARING SPACER, DRIVE SHAFT	4
	31	40950	40950	3/8" N.C. X 3/4" HEX HEAD CAP SCREW	4
	31	40930	40930	3/8" N.C. X 3/4" HEX HEAD CAP SCREW, STAINLESS STEEL	6
	32	BAC-40	40940	3/8" N.C. SLOTTED SET SCREW	6
	33	40960	40960	3/8" N.C. JAM NUT	2
	34	BAC-42	40970	3/8" N.C. X 1 3/4" HEX HEAD CAP SCREW	2
	35	40980	40980	3/8" FLAT WASHER	2
	36	BAC-44	40990	3/8" LOCK WASHER	2
	37	BAC-45	41010	3/8" N.C. HEX NUT	1
	38	BAC-46	41020	5/8" SPACER	1
	39	BAC-47	41040	5/8" N.C. X 2 1/8" HEX HEAD IDLER CAP SCREW	1
	40	BAC-49	41070	RETAINER RING	1
	41	BAC-50	41080	3/16" X 3/16" X 1 1/4" KEY, DRIVEN SHAFT	1
	42	BAC-51	41090	3/8" X 1/2" X 1 1/2" KEY PTO DRIVE SHAFT	1
	43	BAC-52	41100	1/4" COLD SHUT, TORQUE CHAIN ANCHOR	3
	44	41110	41110	1/8" NPT PIPE PLUG	3
	44	41120	41120	1/8" NPT PIPE PLUG, STAINLESS STEEL ( OPTIONAL)	1
711-4130	45	BAC-54	41130	SLINGER	1
711-4140	46	BAC-55	41140	IDLER BEARING AND OUTER ROLLER ASSEMBLY	1
		BAC-55-A	41150	IDLER ARM AND OUTER ROLLER ASSEMBLY	2
	47	BAC-57	41180	5/16" N.C. X 5/16" ALLEN HEAD SET SCREW FOR BAC-29 PULLEY	1
		BAC-58	41190	1/4" ZERK FITTING, IDLER ARM	1
	48	41250	41250	5/16" N.C. X 3 1/4" HEX HEAD CAP SCREW ( FOR PTOC-600-10B)	1
	49	BAC-63	41260	5/16" N.C. SELF LOCKING NUT ( FOR PTOC-600-10B)	2
	50	41300	41300	3/8" N.C. X 5/8" ALLEN HEAD SET SCREW FOR BAC-30 PULLEYS	1
	51	BAC-81-QC	41450	BALL RETAINER SLEEVE FOR QUICK COUPLER, DELRIN	1
	51	BAC-81-QC-S	41451	BALL RETAINER SLEEVE FOR QUICK COUPLER, STEEL ( OPTIONAL)	1
	52	BAC-82-QC	41460	SPRING FOR QUICK COUPLER	3
	53	BAC-83-QC	41470	BALL FOR QUICK COUPLER	1
		BGKH	52610	BELT AND SHAFT GUARD KIT ( FOR PTO MOUNTED CENTRIFUGAL PUMPS)	1
		BGKB	52600	BELT AND SHAFT GUARD KIT ( FOR PTOC-600-10B)	1

PUMPS & SPRAY EQUIPMENT

**PUMPS & SPRAY EQUIPMENT**

Pump Torque Bar & Chain  
Mighty Pump

# PUMP TORQUE BAR & CHAIN



**PART NO.**  
703-85

**MFG. NO.**  
33680

## MIGHTY PUMP

### SELF PRIMING SUBMERSIBLE PUMP

MIGHTY PUMP WILL PUMP 180 GALLONS PER HOUR OF ANY NON-CORROSIVE LIQUID USING A 12 VOLT POWER SOURCE. SAFE TO RUN DRY.

STATE OF ART GERMAN ENGINEERING.  
SOLID BRASS SHAFT TO HANDLE SALT WATER.  
COMPLETE WITH 3' OF 3/8" HOSE AND POWER WIRE.  
6 MONTH WARRANTY.



**TRANSFERS:**  
ANTI-FREEZE  
DIESEL  
WATER  
MANY OTHER LIQUIDS

3 7/8" LENGTH  
1 7/8" WIDTH  
WEIGHS ONLY 4 1/2 OZS.  
OPERATES ON 12 VOLT, 9 VOLT, OR 6 VOLT

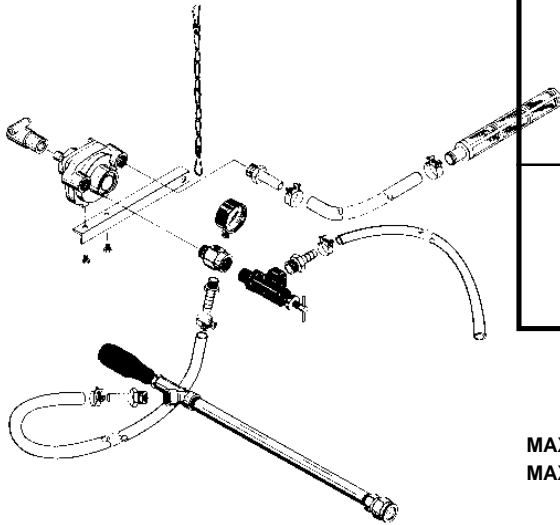
PART NO.	DESCRIPTION
710-1601	MP-1 Mighty Pump - 18' Lift
710-1604	MP-2 Mighty Pump - 30' Lift

**FREE COUNTER DEMONSTRATOR WITH PURCHASE OF FOUR OR MORE PUMPS.  
JUST ADD WATER!**

You can find all these items and more on our web site:  
**[www.modernusa.com](http://www.modernusa.com)**  
Make Modern Ag Parts Your #1 choice!

PUMPS & SPRAY EQUIPMENT

## SPRAY GUN KITS FOR LOW-PRESSURE SPRAYING



PART NO.	KITS CONTAIN:
703-1002	24" ALUMINUM SPRAY GUN PRESSURE RELIEF VALVE 1/2" X 10 FT. BYPASS HOSE 5/8" X 10 FT. SUCTION HOSE 3/8" X 20 FT. PRESSURE HOSE ALL CLAMPS AND FITTINGS LESS PUMP
703-1003	703-1002 SPRAY KIT HYPRO 6 ROLLER PUMP, TORKBAR AND CHAIN, 1 3/8" -6 SPLINE STANDARD ADAPTER

MAX. RECOMMENDED PRESSURE- 100 PSIG (1400 kPa)  
 MAX. RECOMMENDED TEMPERATURE- 120°F (50° C)

SPRAY GUN KITS: THIS KIT HAS A NUMBER OF POSSIBLE USES: LIVESTOCK OR ORCHARD SPRAYING, CROP OR FENCE-ROW SPRAYING, WEED OR INSECT CONTROL, AND CLEANING MACHINERY OR OUTBUILDINGS. KIT SOLD UNASSEMBLED.

# QUALITY & MODERN:

## **OUR PERSONAL COMMITMENT**

Providing Customer Satisfaction,  
 Competitive Prices, Quality Products  
 And Service You Can Rely Upon Since 1963.

Choose from the hundreds of items in this catalog or go on line at [www.modernusa.com](http://www.modernusa.com). Place your order from our huge warehouse facility, and our professional staff will process and ship it to you the same day.

## Your Satisfaction is Guaranteed!

*PUMPS & SPRAY EQUIPMENT*

## SHURFLO PUMPS

### 8000 SERIES DIAPHRAGM WITH AUTOMATIC DEMAND



#### FEATURES

- Self Priming up to 8 Feet
- Chemical Resistant Materials
- Designed for Heavy Duty Spraying and Fluid Transfer Applications
- Can Run Dry without Damage



#### AUTO DEMAND -1 GPM

60 PSI Demand Switch

3/8" NPT Female Ports

#### BYPASS -1.4 GPM

45 PSI Internal Bypass

3/8" NPT Female Ports

#### PART NO.

710-1301

#### MFG. NO

8000-541-236

#### DESCRIPTION

Auto-Demand Pump

*Fits Common Applications as follows:* Spot Sprayers, Row Crop Sprayers, Silage Treatment, Animal Sprayers, Wood Treatment Sprayers, Transfer Applications, Side Dressing Nitrogen, General Purpose and Transfer Applications

710-1303

8000-543-250


Bypass Pump

*Fits Common Applications as follows:* Foam Markers, Spot Sprayers, General Purpose Uses

SEE FOLLOWING PAGE FOR COMPLETE PARTS LISTING/BREAKDOWN

### 2088 SERIES DIAPHRAGM PUMP WITH AUTOMATIC DEMAND

#### A Premium Pump with Fin Cooled Motor



#### FEATURES

- Self Priming up to 12 Feet
- Can Run Dry without Damage
- Built-in Check Valve Prevents Back Flow of Fluid into the Solution Tank
- Continuous Duty Motor
- Chemical Resistant Materials

3.6 GPM

45 PSI Demand Switch

1/2 MSPT Ports

#### PART NO.

710-1304

#### MFG. NO

2088-313-145

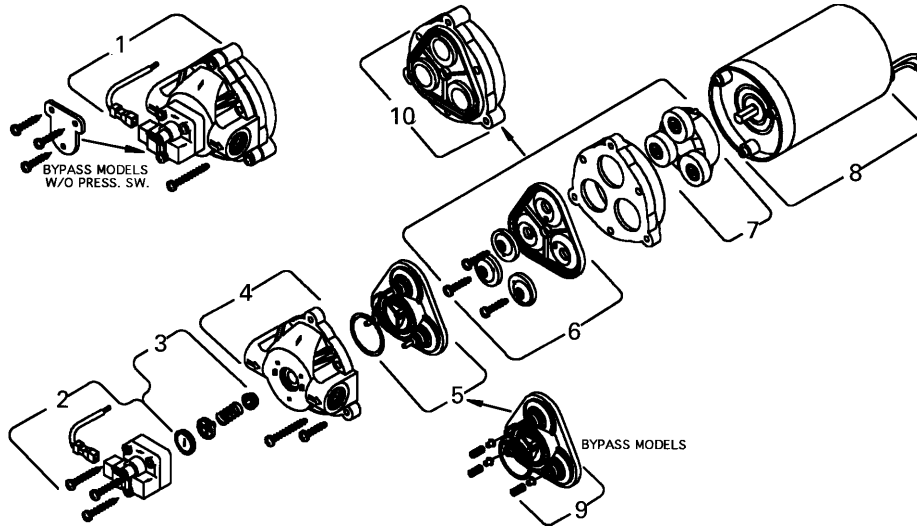
#### DESCRIPTION

High Flow, Fin Cooled Diaphragm Pump

*Fits Common Applications as follows:* Spot Sprayers, Row Crop Sprayers, Silage Sprayers, Animal Sprayers, Fertilizer Systems, Chemical Application Systems (Regent One-Pass, ACA, etc.), Mini Bulk Systems, General Purpose and Transfer Pump Applications

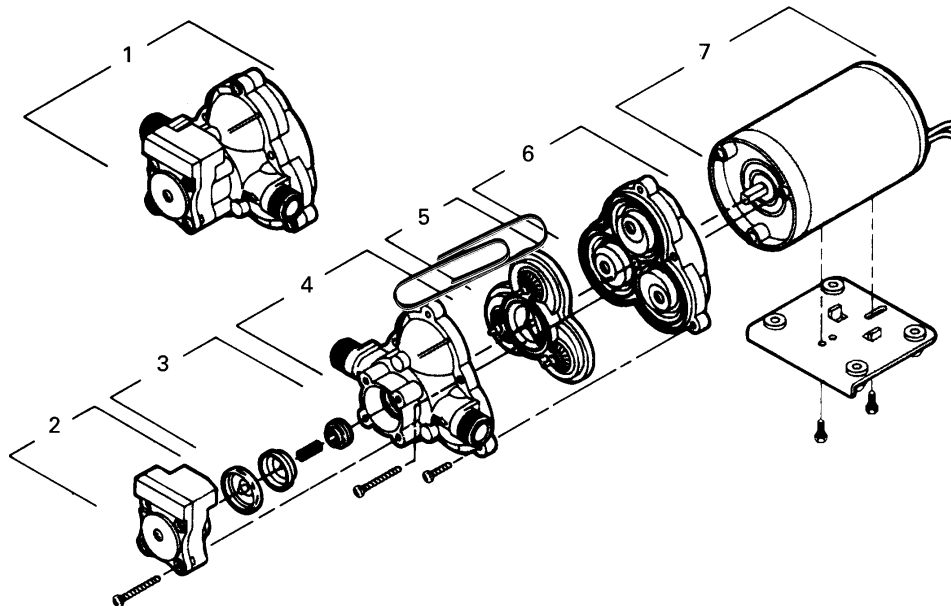
SEE FOLLOWING PAGE FOR COMPLETE PARTS LISTING/BREAKDOWN

## SHURFLO PUMPS 8000 SERIES PARTS KIT LIST



PUMP PART NO.	MODEL NUMBER	1 COMPLETE PUMPHEAD ASSEMBLY	2 SWITCH ASSEMBLY	3 CHECK VALVE ASSEMBLY	4 UPPER HOUSING	5/9 BYPASS/ NON BYPASS VALVE ASSEMBLY	6 DIAPHRAGM ASSEMBLY	7/10 DRIVE ASSEMBLY	8 MOTOR
710-1301	8000-541-236	N/A	94-375-05	93-374-05	94-379-00	94-390-05	N/A	94-385-30	11-148-04
710-1303	8000-543-250	94-382-09	N/A	N/A	94-379-00	94-391-09	N/A	94-385-32	11-111-00

## SHURFLO PUMPS 2088 SERIES PARTS KIT LIST



PUMP PART NO.	MODEL NUMBER	1 COMPLETE PUMPHEAD ASSEMBLY	2 SWITCH ASSEMBLY	3 CHECK VALVE ASSEMBLY	4 UPPER HOUSING	5 BYPASS/ NON BYPASS VALVE ASSEMBLY	6 DRIVE/IMPELLER DIAPHRAGM ASSEMBLY	7 MOTOR
710-1304	2088-313-145	94-236-15	94-230-55	94-237-05	94-231-30	94-232-05	94-238-03	11-185-06

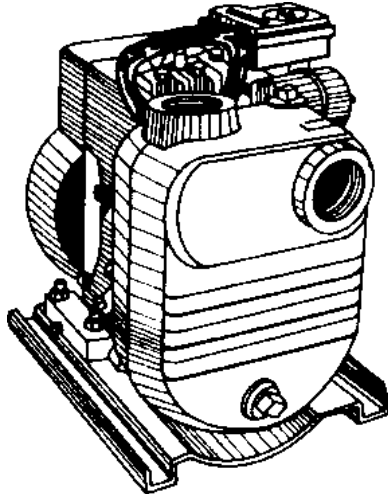
PUMPS & SPRAY EQUIPMENT

**PUMPS & SPRAY EQUIPMENT**

Monarch Self Priming Pumps

Monarch Centrifugal Pump Parts Breakdown

# MONARCH SELF PRIMING PUMPS



THESE SELF-PRIMING CENTRIFUGAL PUMPS ARE THE IDEAL ALL PURPOSE UNITS FOR DRAINING SUMPS, CELLARS, EXCAVATIONS, ETC. OR FOR FILLING TANKS, LIVESTOCK WATERING, FLOOD IRRIGATION OR FIRE FIGHTING STAND-BY SERVICE. IDEAL FOR AG CHEMICAL TRANSFER AND SPRAYING, LIQUID FERTILIZER.

PART NO.	DESCRIPTION
710-104	Briggs and Stratton Gas Engine BSGF8 Pump W/ Viton Seals 2" X 3 HP W/ 3 QT. Fuel Tank
710-103	Briggs and Stratton Gas Engine 5BSGF-8 Pump W/ Viton Seals 2" X 5 HP W/ 2 QT. Fuel Tank

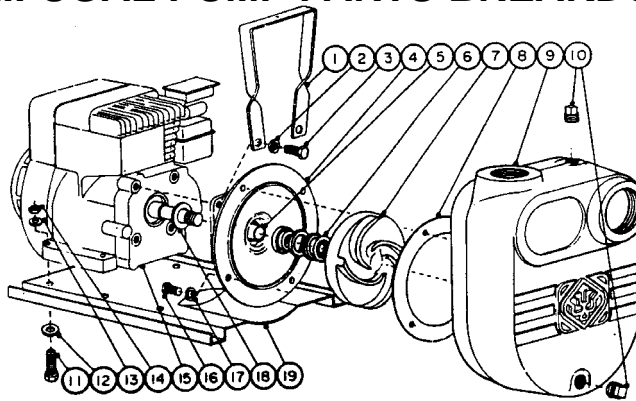
### PERFORMANCE CHART

MODEL NO.	TOTAL IN HEAD FEET					
	30	40	50	60	70	80
BSGF-8 & 5BSGF-8	CAPACITY IN US GPM					
	130	115	102	85	65	37

# MONARCH CENTRIFUGAL PUMP PARTS BREAKDOWN

**MODELS**

- a= BSGF-5
- b= BSGF-8
- c= BSGF-8C
- d= 5BSGF-8
- e= 5BSGF-8H
- f= 5BSGF-8C
- g= BSGF-10
- h= BSGF-12
- i= 8BSGF-12
- j= 8BSGF-12H (TYPE B)
- k= 8BSGF-12C
- l= BSGF-6 (DISCONTINUED)



#	CODE NO.	a	b	c	d	e	f	g	DESCRIPTION
1	401660	1	1	(1)				1	HANDLE, (1) (5BSGF-8H)
1	401661			1	1				HANDLE, (EXCEPT 5BSGF-8H)
1	414145					1			HANDLE
1	414142						1		HANDLE, (EXCEPT 5BSGF-12H)
1	433184						1		HANDLE, (8BSGF-12H ONLY)
2	176687	4	4	4	4	4		4	TOOTHLOCK WASHER, 5/16"
2	176688							4	TOOTHLOCK WASHER, 3/8"
3	121530	4	4	4	4			4	BOLT 5/16" UNF X 3/4"
3	121531					4			BOLT 5/16" UNF X 7/8"
3	164640						4		BOLT 3/8" UNF X 1 3/4"
4	438275	1							ADAPTER
4	438280		1	1	1			1	ADAPTER
4	438480					1			ADAPTER
4	438481						1		ADAPTER
5	438380	1	1	1	1	1		1	SLEEVE
5	400136							1	SLEEVE
6	240344	1	1	1	1	1		1	MECHANICAL SEAL, 3/4" I.D.
6	240359							1	MECHANICAL SEAL, 1 1/4" I.D.
7	438180	1							IMPELLER
7	438190		1	1				1	IMPELLER
7	438200				1				IMPELLER
7	438477					1			IMPELLER
7	438475						1		IMPELLER
8	193920	1							GASKET
8	193930		1	1	1			1	GASKET
8	193919					1	1		GASKET
9	438248	1							CASING
9	438030							1	CASING

#	CODE NO.	a	b	c	d	e	f	g	DESCRIPTION
9	438040		1	1	1				CASING
9	438471					1	1		CASING
10	185650	2	2	2	2	2	2	2	PIPE PLUG, 3/4" NPT
11	119800	4	4	4	4	4		4	BOLT 5/16" UNC X 1 1/2"
11	119810							4	BOLT 5/16" UNC X 1 3/4"
12	174440	4	4	4	4	4	4	4	PLAIN WASHER
13	176530	4	4	4	4	4	4	4	SPRING WASHER, 5/16"
14	128220	4	4	4	4	4	4	4	NUT, 5/16" UNC
15	201950	1	1						ENGINE, B & S, 3HP/ #80232
15	201952		1						ENGINE, B & S, 3HP/ #082232-4036-02
15	202000		1						ENGINE, HONDA 4HP/#GX120TX
15	201915			1	1	1			ENGINE, B & S, 5HP/ #130232
15	202001			1					ENGINE, HONDA 5HP/#GX160TX
15	201913			1					ENGINE, B & S/C 5HP/#132232-4035-02
15	201918						1		ENGINE, B & S, 8HP/#190432
15	202002							1	ENGINE, HONDA 9HP/#GX270PX
15	201919							1	ENGINE, B & S/C 8HP/#195432-4047-03
16	119990	4	4	4	4			4	BOLT 3/8" UNC X 3/4"
16	164620					4	4		STUD, 3/8" UNC X 1 1/4" (NOT SHOWN)
17	175500	4	4	4	4			4	ALUMINUM WASHER, 3/8"
17	176688					4	4		TOOTHLOCK WASHER, 3/8"
18	191140	1	1	1	1	1		1	FLINGER (EXCEPT 5 BSGF-8H)
18	191272			1					FLINGER (5BSGF-8H ONLY)
18	191270						1		FLINGER
19	414140	1	1	1	1	1		1	BASE
19	414143						1		BASE (NOT AS SHOWN)
N/S	128230					4	8		NUT, 3/8" UNC

N/S: (NOT SHOWN)

PUMPS & SPRAY EQUIPMENT

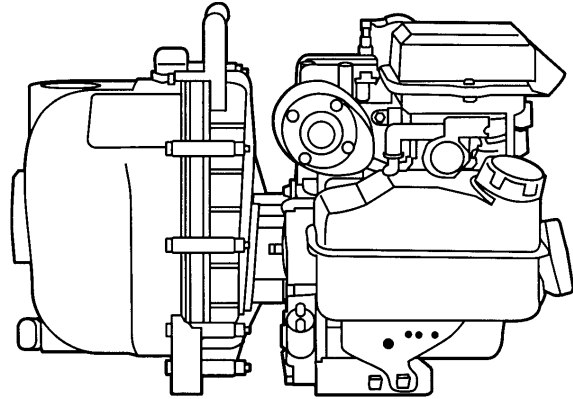


# BANJO POLYPROPYLENE PUMPS

2" Inlet X 2" Outlet

**Features:**

- Precision molded construction
- Corrosion resistant
- Low maintenance
- Lightweight
- Innovative design
- Briggs and Stratton Gas Engine



The pump is molded from a special high strength polypropylene which is glass reinforced for strength and toughness. The rubber parts are made of EPDM compound.

**Perfectly balanced impeller:** Because the impeller is molded, each of the flutes is uniform in thickness and shape giving perfect balance. The impeller is lightweight, which reduces load and wear on the engine crankshaft bearing. This greatly reduces the problem of bearing wear, which causes seal oscillation and failure.

**We have reversed the seal!** The rotating portion of the seal (ceramic section) is located in the impeller. The carbon face and spring section is located in the rear pump case bracket and does not rotate.

For additional seal protection, small vanes are molded in to the back side of the impeller. During operation, these vanes (on the back side of the impeller) pump out a major portion of the liquid from the seal area which reduces pressure. The internal operating pressure of the pump is approximately 50 P.S.I. With the seal area operating at only 5 P.S.I. This leaves enough liquid in the seal area to lubricate and cool.

PART NO.	DESCRIPTION
710-202	200P-3 BANJO POLY PUMP 2" X 3.5 H.P.
710-203	200P-5 BANJO POLY PUMP 2" X 5.5 H.P.
710-207	REPAIR KIT BUNA SEALS
710-212	REPAIR KIT VITON SEALS
710-243	CHECK VALVE FOR 2" BANJO POLY PUMPS

PERFORMANCE CHART (BASED ON WATER)						
HEAD IN FEET	10	20	30	40	50	60
PRESSURE P.S.I.	4.3	8.7	13.0	17.3	21.7	26.0
2" SIZE - 3 HP GPM	100	100	100	99	96	92
2" SIZE - 5 HP GPM	160	150	140	128	115	100

SUCTION LIFTS AND PRIMING TIMES: 3600 R.P.M.						
SUCTION LIFT (FEET)	5	10	15	20	25	28
2" SIZE WITH 2" SUCTION LINE (3 HP) (TIME IN SEC.)	12	24	35	42	48	51
2" SIZE WITH 2" SUCTION LINE (5 HP) (TIME IN SEC.)	20	40	58	70	80	85

SEE COMPLETE PARTS LISTING AND BREAKDOWN NEXT PAGE.

**WARRANTY**  
1 Year on Pump Only  
Motor must be taken to  
Briggs and Stratton Dealer

PUMPS & SPRAY EQUIPMENT

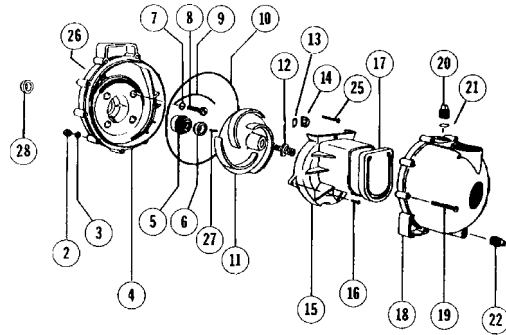
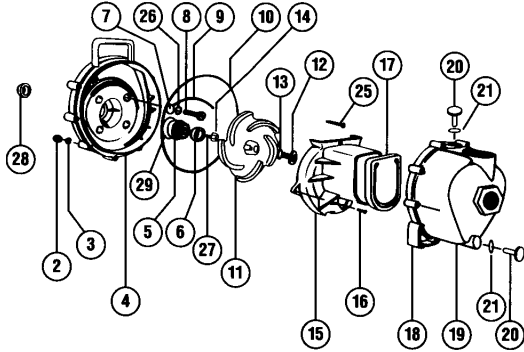
**BANJO POLY PUMP  
NEW DESIGN**



**REPAIR PARTS LIST  
OLD DESIGN**

For Pumps Manufactured After Sept. 1996

For Pumps Manufactured Before Sept. 1996



PART NO.	ITEM	DESCRIPTION (NEW)	DESCRIPTION (OLD)	QTY. (NEW)	QTY. (OLD)	MFG NO. (NEW)	MFG NO. (OLD)
710-247	2	Bodynuts SS	Bodynuts	10	10	V07019	V07019
710-237	3	Lockwasher SS	Lockwasher	10	10	V07018	V07018
710-248	4	Poly Pump Rear Bracket	Rear Bracket	1	1	12703A	12703
710-245	5 & 6	Seal Assembly*	Seal Assembly*	1	1	12713	12713
710-271	7	"O" Ring For Screw Heads*	"O" Ring For Screw Heads*	4	4	12717	12717
710-272	8	Bracket Screws SS	Bracket Screws	4	4	12715A	12715
710-242	9	"O" Ring Segment*	"O" Ring Segment*	1	1	12754	12754
710-241	10	Body "O" Ring*	Body "O" Ring*	1	1	12719A	12719
710-221	11	Poly Pump Impeller	3 Vane Impeller	1	1	12771	12771
710-253	11	5 Vane Poly Pump Impeller	---	1	-	12772	--
710-230	12	Impeller Bit SS	Impeller Stud	1	1	12765	12765
710-233	12	Impeller Bit	---	1	-	12765A	--
710-273	13	Impeller Bit Gasket*	"O" Ring Acorn Nut*	1	1	12774VA	12774V
710-274	14	Impeller Hex Nut	Acorn Nut	1	1	12775A	12775
710-232	14	Acorn Nut	Acorn Nut	1	1	12775	12775
710-222	15	Poly Pump Volute	Volute	1	1	12702	12702
710-238	15	New Style Poly Pump Volute	---	1	-	12702A	--
710-244	16	Volute Screws SS	Volute Screws	2	2	12725	12725
710-243	17	Poly Pump Check Valve	Check Valve	1	1	12705	12705
710-240	18	Poly Pump Body Assy.	Body	1	1	12712A	12012
	19	Body Screws SS	Body Screws	10	10	12720	12720
710-250	20	Prime/Drain Plug	Prime Plug	1	1	12777	12776
710-246	21	"O" Ring Prime/Drain Plug*	"O" Ring Prime Plug*	1	1	UV15163	12722
710-249	22		Drain Plug		1	12723	12723
710-275	25	Upper Volute Screw SS	Upper Volute Screw	1	1	12900	12900
710-276	26	Rear Bucket Washer SS	1/4" S.S. Washer	4	4	12901	12901
710-277	27	Impeller Key	Impeller Key	1	1	12902A	12902
710-246	28	Poly Pump Slinger*	Slinger "O" Ring*	1	3	12716	12722
710-278	29	"O" Ring for Seal Assy.*	Seal "O" Ring*	1	1	12710	12710
710-252		Pump Seal/"O" Ring Kit (Items Marked With *)	Pump Seal/"O" Ring Kit (Items Marked With *)			12999A	12999
710-207		Repair Kit Buna Seals	Repair Kit Buna Seals			--	--
710-212		Repair Kit Viton Seals	Repair Kit Viton Seals			--	--
710-225		2" Poly Pump only for Banjo #205P		1	-	205PO	--

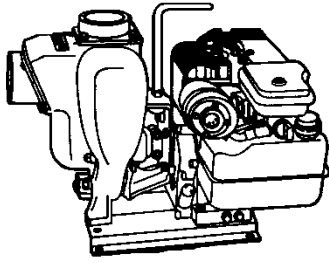
+ For old design pumps.

• Stock items.

SOME PARTS SHOWN SHIPPED DIRECT FROM FACTORY VIA U. P. S.

PUMPS & SPRAY EQUIPMENT

## CAST IRON BANJO PUMP



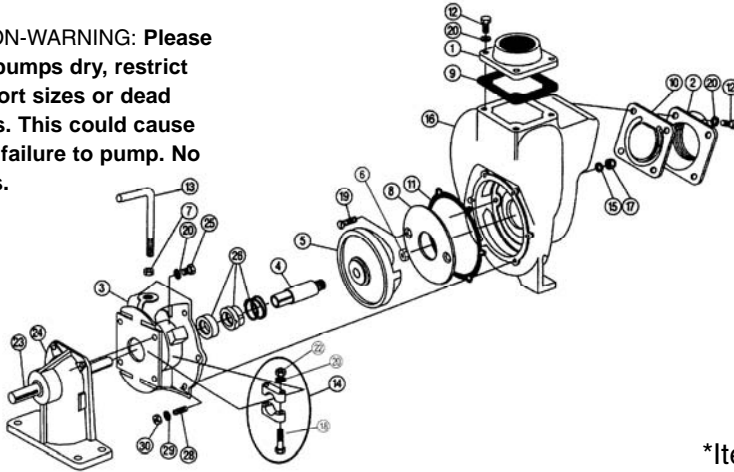
- Features:**
- Cast iron construction for rugged dependable service
  - Stainless steel shaft sleeve to protect engine shaft
  - Carbon ceramic seal with stainless steel cup and spring with viton rubber
  - Replaceable inlet and outlet flanges
  - Dynamic balanced impeller
  - Briggs and Stratton Gas Engine

**WARRANTY:** 1 Year on Pump Only  
 Motor must be taken to Briggs  
 and Stratton Dealer

PART NO.	DESCRIPTION
710-214	200PI-5 Banjo Cast Iron Pump 2" X 5.5 H.P.
710-208	Repair Kit for Cast Iron Pump

## BANJO CAST IRON PUMP PARTS BREAKDOWN

PRECAUTION-WARNING: Please do not run pumps dry, restrict or reduce port sizes or dead head pumps. This could cause component failure to pump. No Flammables.



\*Items Included In Repair Kit







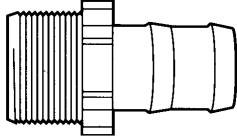

ALL PARTS SHOWN SHIPPED DIRECT FROM FACTORY VIA U. P. S.

ITEM	MFG NO.	DESCRIPTION
1	17000	Flange - Outlet 2"
1	17001	Flange - Outlet 1 1/2"
2	17002	Flange - Inlet 20° 2"
2	17003	Flange - Inlet 20° 1 1/2"
3	17004	Adapter - Gas Engine
3	17046	CF Adapter - For Close Coupled Electric Drive Pump
4	17005	Sleeve - Drive 5/8"
4	17006*	Sleeve - Drive 3/4"
4	17007	Sleeve - Drive 7/8"
5	17008*	Impeller
5	17008-4.1	Impeller - 4.1"
5	17008-4.6	Impeller - 4.6"
6	17009	Impeller Nut
7	17010	Nut, Hex 1/2"-13 UNF - RH
8	17011*	Plate - Wear
9	17013	Gasket EPDM
10	17016	Gasket & Flap EPDM
11	17018*	Gasket - Adapter

ITEM	MFG NO.	DESCRIPTION
12	17019	Capscrew 5/16"-18 x 3/4"
13	17022	Handle
14	17023	Clamp, 5/8", 3/4" Shaft
14	17024	Clamp, 7/8" Shaft
15	17025*	Gasket - Wear Plate
16	17026	Pump Housing
17	17027	Nut, Acom 5/16"-18
18	17029	Capscrew 5/16"-18 x 1 3/4"
19	17030*	Flat Head 82° C'SK. Screw
20	V10118	Lock Washer 5/16"
22	V10119	5/16"-18 Hex Nut S.S.
23	12883	Bearing Only with 3/4" Straight Shaft
24	12882	Bearing Pedestal Assembly
25	17040	Cap Screw 5/16"-24 NF
26	17028	Seal Assy. (EPDM)
26	17035*	Seal Assy. (Viton)
28	17042	Stud
29	V10118	Lock Washer 5/16"
30	V10119	5/16"-18 Hex Nut S.S.



## BANJO CAM LEVER COUPLINGS POLYPROPYLENE PRECISION MOLDED

MALE ADAPTER-FEMALE THREAD TYPE A				FEMALE COUPLER-MALE THREAD TYPE B			
<b>PART NO.</b>	<b>MFG. NO.</b>	<b>SIZE</b>		<b>PART NO.</b>	<b>MFG. NO.</b>	<b>SIZE</b>	
314-624	075A	3/4"		314-1624	075B	3/4"	
314-632	100A	1"		314-1632	100B	1"	
314-640	125A	1 1/4"		314-1640	125B	1 1/4"	
314-648	150A	1 1/2"		314-1648	150B	1 1/2"	
314-664	200A	2"		314-1664	200B	2"	
314-672	300A	3"		314-1672	300B	3"	
FEMALE COUPLER-HOSE SHANK TYPE C				FEMALE COUPLER-FEMALE TYPE D			
<b>PART NO.</b>	<b>MFG. NO.</b>	<b>SIZE</b>		<b>PART NO.</b>	<b>MFG. NO.</b>	<b>SIZE</b>	
314-2624	075C	3/4"		314-3624	075D	3/4"	
314-2632	100C	1"		314-3632	100D	1"	
314-2640	125C	1 1/4"		314-3640	125D	1 1/4"	
314-2648	150C	1 1/2"		314-3648	150D	1 1/2"	
314-2664	200C	2"		314-3664	200D	2"	
314-2672	300C	3"		314-3672	300D	3"	
MALE ADAPTER-HOSE SHANK TYPE E				MALE ADAPTER-MALE THREAD TYPE F			
<b>PART NO.</b>	<b>MFG. NO.</b>	<b>SIZE</b>		<b>PART NO.</b>	<b>MFG. NO.</b>	<b>SIZE</b>	
314-4624	075E	3/4"		314-5624	075F	3/4"	
314-4632	100E	1"		314-5632	100F	1"	
314-4640	125E	1 1/4"		314-5640	125F	1 1/4"	
314-4648	150E	1 1/2"		314-5648	150F	1 1/2"	
314-4664	200E	2"		314-5664	200F	2"	
314-4672	300E	3"		314-5668	300F	3"	
POLYPROPYLENE HOSE BARBS				ANGLE COUPLINGS			
				<b>TYPE F</b> 			
<b>PART NO.</b>	<b>MFG NO.</b>	<b>THREAD SIZE</b>	<b>BARB SIZE</b>	<b>PART NO.</b>	<b>MFG. NO.</b>	<b>SIZE</b>	
314-825	HB-150	1-1/2"	1-1/2"	314-5672	200F90	2"	
314-827	HB-150200	1-1/2"	2"				
314-828	HB-200	2"	2"				
314-833	HB-300	3"	3"				
P.S.I. RATINGS ON ALL BANJO POLY FITTINGS							
SIZE				P.S.I.			
3/8" thru 2"				100 psi @ 0° Fahrenheit			
				125 psi @ 70° Fahrenheit			
				70 psi @ 150° Fahrenheit			
2-1/2 thru 3"				75 psi max.			

PUMPS & SPRAY EQUIPMENT



## BANJO CAM LEVER COUPLINGS

### CAP FOR MALE ADAPTER

PART NO.	MFG. NO.	SIZE
314-7624	075CAP	3/4"
314-7632	100/125CAP	1" or 1-1/4"
314-7648	150CAP	1-1/2"
314-7664	200CAP	2"
314-7672	300CAP	3"



### PLUG FOR FEMALE COUPLER

PART NO.	MFG. NO.	SIZE
314-6624	075PL	3/4"
314-6632	100/125PL	1" or 1-1/4"
314-6648	150PL	1-1/2"
314-6664	200PL	2"
314-6672	300PL	3"



### BASKET STRAINERS

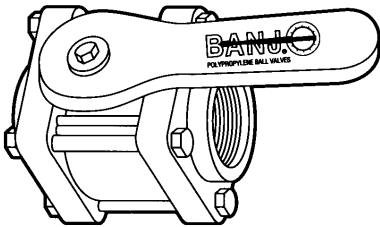
PART NO.	MFG. NO.	SIZE
319-1048	150SBS	1-1/2"
319-1064	200SBS	2"



### REPLACEMENT GASKETS FOR CAM COUPLINGS

PART NO.	MFG. NO.	COUPLING SIZE
314-2061	075G	3/4"
314-2062	100G	1"; 1-1/4"
314-2064	150G	1-1/2"
314-2065	200G	2"
314-2067	300G	3"

## BANJO BALL VALVES



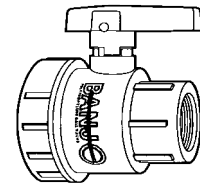
PART NO.	MFG. NO.	SIZE	PORT OPENING
319-1	V50	1/2" FPT	1/2"
319-2	V075	3/4" FPT	3/4"
319-3	V100	1" FPT	3/4"
319-5	V125FP	1 1/4" FPT	1-1/4"
319-7	V150	1 1/2" FPT	1-1/2"
319-8	V200	2" FPT	1-1/2"
319-9	V200FP	2" FPT	2"
319-10	V300	3" FPT	2-1/2"
319-11	V300FP	3" FPT	3"

### ANGLE VALVES



PART NO.	MFG. NO.	SIZE	PORT OPENING
319-32	VA150	1 1/2" FPT	1-1/2"
319-33	VA200	2" FPT	1-1/2"

### BANJO SINGLE UNION BALL VALVES



PART NO.	MFG. NO.	SIZE
319-17	UV050FP	1/2"
319-18	UV075FP	3/4"
319-19	UV100FP	1"
319-20	UV125FP	1-1/4"
319-21	UV150FP	1-1/2"
319-22	UV200FP	2"

### REPLACEMENT HANDLES FOR BALL AND ANGLE VALVES

PART NO.	MFG. NO.	FOR VALVE NO.
319-204	V07153	319-1, 2, 3
319-303	V10153	319-5
319-403	V20153	319-7, 8, 32, 33
319-503	V25153	319-9, 10, 11

### REPLACEMENT HANDLE FOR SINGLE UNION BALL VALVES

PART NO.	MFG. NO.	FOR VALVE NO.
319-102	UV07153	319-17, 18

**PUMPS & SPRAY EQUIPMENT**

Hypro "Polypropylene" Line Strainers  
 Replacement Screens  
 Replacement Gaskets

# HYPRO "POLYPROPYLENE" LINE STRAINERS

**3350 SERIES**



**DURABLE POLY  
CAP AND BOWLS**

STRAINERS HAVE FEMALE PORTS WITH STAINLESS STEEL FERRULE REINFORCEMENTS. 3/4", 1" AND 1 1/4" NPT PORT SIZES. EPDM GASKET. HEAVYDUTY STAINLESS STEEL AND MONEL SCREENS AVAILABLE.  
**RATING: 150 PSI AT 70°F/100 PSI AT 125°F.**

PART NO.	MFG. NO.	SIZE	SCREEN MESH
712-3320	3350-0034	3/4"	50
712-3321	3350-0072	1"	50
712-3322	3350-0073	1-1/4"	50
712-3323	3350-0058	1-1/2"	

## REPLACEMENT SCREENS

PART NO.	MFG. NO.	STRAINER SIZE	MESH
712-3801	3800-0025	1/2" & 3/4"	50
712-3802	3800-0044	1-1/4"	50
712-3803	3800-0041	1"	50
712-3807	3800-0066	1-1/2"	50

## REPLACEMENT GASKETS

PART NO.	MFG. NO.	STRAINER SIZE	MATERIAL
712-1744	1700-0044	1/2" & 3/4"	BUNA
712-1757	1700-0057	1" THRU 1-1/2"	BUNA
712-1745	1700-0045	1/2" & 3/4"	VITON
712-1758	1700-0058	1" THRU 1-1/2"	VITON

# QUALITY & MODERN:

## **OUR PERSONAL COMMITMENT**



Providing Customer Satisfaction,  
 Competitive Prices, Quality Products  
 And Service You Can Rely Upon Since 1963.

PUMPS & SPRAY EQUIPMENT



## BANJO LINE STRAINERS

- PRECISION MOLDED CONSTRUCTION
- CORROSION RESISTANT
- LIGHT WEIGHT
- FIBERGLASS REINFORCED
- EASY GRIP CAP
- STAINLESS STEEL SCREEN
- EDPM GASKET




### POLYPROPYLENE COMPLETE UNITS

PART NO.	SIZE	SCREEN MESH	MFG. NO.
319-1205	3/4" X 3/4"	40	LS07450
319-1208	1" X 1"	40	LS100-40
319-1210	1-1/4" X 1-1/4"	20	LS125-20
319-1217	1-1/2" X 1-1/2"	50	LS150-50P
319-1223	2" X 2"	50	LS200-50P

GASKETS FOR STRAINERS			STAINLESS STEEL SCREENS FOR STRAINERS			
PART NO.	SIZE	MFG. NO.	PART NO.	STRAINER SIZE	SCREEN MESH	MFG. NO.
319-1268	1/2" & 3/4"	LS075G	319-1254	1" & 1 1/4"	20	LS120
319-1269	1" & 1-1/4"	LS100G	319-1255	1" & 1 1/4"	40	LS140
319-1270	1-1/2" & 2"	LS200G	319-1256	1" & 1 1/4"	80	LS180
*319-1285	1-1/2" & 2"	LS150G	319-1259	1 1/2 & 2	20	LS220
* NEW STYLE SQUARE GASKET			319-1261	1 1/2 & 2	50	LS250
CAP FOR STRAINERS						
PART NO.	SIZE	MFG. NO.				
319-1281	2"	LS200C				

## SUCTION STRAINERS



**SUCTION STRAINER** APPROX. WT. 4 OZ.  
ALUMINUM WITH STAINLESS STEEL SCREENS


NO.	PART NO.	SIZE	MESH	MFG.
	700-730	1/2"	50	7130-675-AL



### NYLON SUCTION STRAINER

ECONOMICAL, COMPLETELY NYLON SUCTION STRAINER WITH NYLON SCREEN. AVAILABLE WITH 3/4" HOSE BARB AND IN 50-MESH SCREEN

PART NO.	SIZE	MESH	MFG. NO.
712-3325	3/4"	50	36761-2



**# 1700 SUCTION STRAINER** APPROX. WT. 8 OZ.  
ALUMINUM WITH STAINLESS STEEL SCREENS

PART NO.	INLET	MESH	MFG. NO.
703-400	3/4"	40	1700-2

**PUMPS & SPRAY EQUIPMENT**

Teejet Line Strainers  
 Replacement Screens, Gaskets, Bowls,  
 In Line Strainers, Teejet Brass Strainer



**TEEJET LIQUID LINE STRAINERS**

**122 SERIES**

Compact size strainer well suited for small agricultural and turf sprayers. Polypropylene construction for excellent chemical resistance. Maximum pressure 150 P.S.I. 50 Mesh screen.

PART NO.	TEEJET NO.	PIPE CONNECTION
700-618	12212PP50	1/2"
700-619	12234PP50	3/4"



**124 SERIES**

Standard size strainer with heads available in polypropylene, nylon, and aluminum. Bowl materials include nylon or polypropylene. Each strainer includes stainless steel screen with polypropylene screens. Viton o-ring seal supplied with 3/4" and 1" nylon models. EPDM seal supplied with 3/4" and 1" polypropylene models.

PART NO.	TEEJET NO.	PIPE CONNECTION	MATERIAL	MESH
700-604	124A34NYB50	3/4"	Nylon	50
700-608	124A1NYB50	1"	Nylon	50
700-609	124A114NYB50	1 1/4"	Nylon	50
700-613	124A112NYB50	1 1/2"	Nylon	50
700-620	124A34PP50	3/4"	Poly	50
700-621	124A1PP50	1"	Poly	50
700-614	124A34AL50	3/4"	Alum	50
700-615	124A1AL50	1"	Alum	50
700-616	124A114AL50	1 1/4"	Alum	50
700-617	124A112AL50	1 1/2"	Alum	50

**PARTS FOR 124 SERIES LINE STRAINERS**

PART NO.	TEEJET NO.	DESCRIPTION
700-632	CP169033	30 Mesh Replacement Screen for 3/4" and 1"
700-633	CP169034	50 Mesh Replacement Screen for 3/4" and 1"
700-634	CP169035	80 Mesh Replacement Screen for 3/4" and 1"
700-635	CP159411	16 Mesh Replacement Screen for 1 1/4" and 1 1/2"
700-636	CP159414	80 Mesh Replacement Screen for 1 1/4" and 1 1/2"
700-637	CP159413	50 Mesh Replacement Screen for 1 1/4" and 1 1/2"
700-638	CP159412	30 Mesh Replacement Screen for 1 1/4" and 1 1/2"
700-639	CP15017NY	Nylon Replacement Bowl 1 1/4" and 1 1/2"
700-761	CP15403NY	Nylon Replacement Bowl 3/4" and 1"
700-762	CP12288NY	Nylon Replacement Bowl for 1 1/4" and 1 1/2"
700-640	CP12291VI	O-Ring Seal Viton for 1 1/4" and 1 1/2"
700-763	CP77172226BU	O-Ring Seal Buna for 3/4" and 1"
700-764	CP77172226VI	O-Ring Seal Viton for 3/4" and 1"
700-765	CP12291BU	O-Ring Seal Buna for 1 1/4" and 1 1/2"

PUMPS & SPRAY EQUIPMENT





### 3/4Q IN-LINE STRAINER

Compact strainer for pressures to 125 P.S.I.  
Made of brass with 3/4" NPT female inlet and outlets.



3/4Q

PART NO.	TEEJET NO.	DESCRIPTION
700-750	3/4Q-50	Brass Strainer- 50 Mesh Screen
700-752	46334	Replacement Screen- 50 Mesh
700-754	4634BU	Buna Gasket

### ATW TEEJET BRASS STRAINER

FOR PRESSURES UP TO 125 P.S.I.

Brass line strainer has stainless steel double screen design with bottom pipe plug for easy flushing and cleaning. Lower cap for easy screen removal. 3/4" NPT female inlet and outlet.



ATW

PART NO.	TEEJET NO.	DESCRIPTION
700-653	34ATWB50	Brass Line Strainer with 50 Mesh Screen
700-654	34ATWAL50	Aluminum Line Strainer with 50 Mesh Screen
700-678	CP169083	50 Mesh Screen for ATW Strainer
700-679	CP169085	100 Mesh Screen for ATW Strainer
700-680	CP5851	Bottom Cap for ATW Strainer
700-682	CP5852NY	Gasket for 5851 Cap

### OUR PERSONAL COMMITMENT

Providing Customer Satisfaction,  
Competitive Prices, Quality Products  
And Service You Can Rely Upon Since 1963.

Choose from the hundreds of items in this catalog or go on line at [www.modernusa.com](http://www.modernusa.com). Place your order from our huge warehouse facility, and our professional staff will process and ship it to you the same day.

**Your Satisfaction is Guaranteed!**

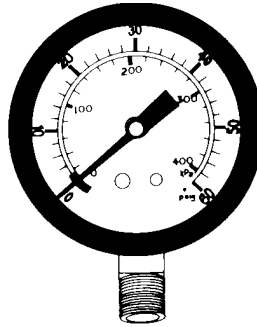
**PUMPS & SPRAY EQUIPMENT**

Pressure Gauges-Glycerin Filled

Standard Gauge

Gauge Damper

# PRESSURE GAUGES



## GLYCERIN FILLED

2 1/2" GLYCERIN-FILLED GAUGE.  
GAUGES FILLED WITH GLYCERIN PROVIDE EFFECTIVE DAMPING OF MOST PULSATION AND VIBRATION, AND PROVIDE LUBRICATION OF ALL MOVING PARTS; THESE GAUGES REQUIRE NO DAMPING DEVICE. STAINLESS CASE AND RIM. BOTTOM STEM 1/4" N.P.T. BRASS

PART NO.	RANGE P.S.I.
720-106	0-30
720-107	0-60
720-108	0-100
720-109	0-160
720-110	0-200
720-111	0-300
720-112	0-600
720-113	0-1000
720-114	0-1500
720-115	0-2000
720-116	0-3000
720-117	0-5000
720-118	0-6000

## STANDARD GAUGES

2 1/2" STANDARD GAUGE  
LOW TO MODERATE PRESSURE GAUGE WITH SPECIAL VALVE TO INSURE ACCURACY. STANDARD WITH PLASTIC CASE. EASILY CLEANED VIBRATION SNUBBER HOLE IN 1/4" N.P.T. STEM. BOTTOM STEM.

PART NO.	RANGE P.S.I.
720-2432	0-60
720-2433	0-100
720-2436	0-200
720-2437	0-300
720-2439	0-600

## GAUGE DAMPER

- REDUCES VIBRATION OF STANDARD GAUGES
- ECONOMICAL
- NICKEL PLATED BRASS
- 1/4 MPT X 1/4 FPT

# Hypro®

PART NO.	MFG. NO.
712-2401	2404-0047



PUMPS & SPRAY EQUIPMENT

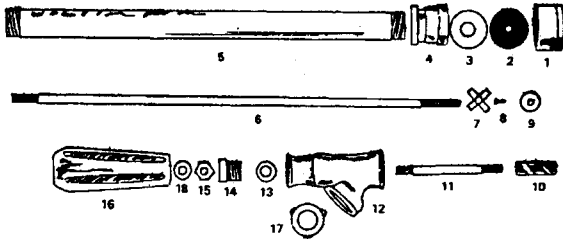
# W L HAMILTON SPRAY GUNS



**SENIOR GUNS** ARE THE MODEL OF THE INDUSTRY; LONG AND RUGGED - CAPABLE OF THE VARIOUS DEMANDING AGRICULTURAL SPRAY CHORES. # 5 DISC IS STANDARD.

**PART NO. MFG. NO. INLET MATERIAL**  
700-14 1000-1 3/4" GHT BRASS

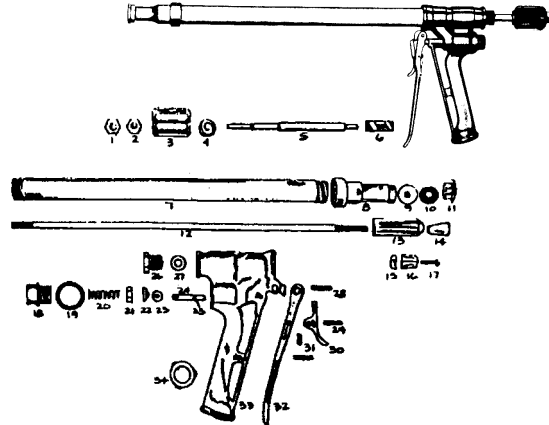
## PARTS DIAGRAM



ITEM	MFG. NO.	DESCRIPTION	PART NO.
1	1000-003-01	CAP	700-36
2	1000-004-05	NO. 4 STEEL DISC	700-204
		NO. 5 STEEL DISC	700-205
		NO. 7 STEEL DISC	700-207
		NO. 10 STEEL DISC	
		NO. 15 STEEL DISC	700-215
3	1000-054-11	SHUT-OFF GASKET	700-33
4	1000-008-01	NOZZLE HEAD	700-34
5	1000-011-01	13" BARREL	700-35
6	1000-010-01	UPPER VALVE ROD	700-6224
7	1000-017-01	VALVE ROD GUIDE	700-37
8	1000-006-03	NEEDLE POINT	700-38
9	1000-007-01	SHUT-OFF VALVE	700-39
10	1000-012-01	WORM	700-93
11	1000-013-01	LOWER VALVE ROD	700-94
12	1000-001-01	STUFFING BOX 3/4" FGHT	700-95
13	1000-051-07	PACKING RING	700-77
14	1000-002-01	PACKING UNIT	700-96
15	1000-052-02	HANDLE LOCK NUT	700-97
16	1005-053-35	HANDLE, UHMW POLY	700-98
17	1000-55-49	HOSE GASKET	700-99
18	1000055-03	WASHER	700-100

## WITH REVOLVING HANDLE ADJUSTMENT

**PART NO. MFG. NO. INLET MATERIAL**  
700-15 1200-1 3/4" GHT BRASS



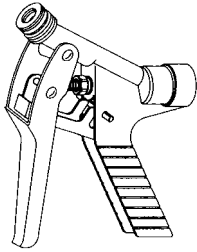
ITEM	MFG. NO.	DESCRIPTION	PART NO.
1	1001-004-02	HANDLE LOCK NUT	
2	1001-003-01	HANDLE RET. NUT	
3	1100-051-89	PLASTIC NUT	
4	1001-002-01	FERRULE WASHER	
5	1100-004-01	LOWER VALVE ROD	
6	1000-016-01	WORM	
7	1000-011-01	BARREL	700-35
8	1200-002-01	NOZZLE HEAD	700-6234
9	1300-053-11	NOZZLE GASKET	700-6201
10	1200-007-05	NOZZLE DISC	700-6203
11	1200-004-01	NOZZLE CAP	700-6202
12	1200-001-01	UPPER VALVE ROD	700-6223
13	1200-005-02	STRAIGHT GUIDE	
14	1200-009-01	SPRAY EXPANDER	
15	1005-056-11	DISC GASKET	700-6211
16	1200-008-01	SWIRL BAFFLE	700-6232
17	1005-057-01	VALVE SCREW	700-6233
18	1100-009-01	VALVE CAP	700-6226
19	6702-059-09	VALVE GASKET	700-6214
20	1100-056-03	VALVE SPRING	700-6206
21	1100-010-01	VALVE HOLDER	700-6207
22	1100-058-11	POLY VALVE	700-6204
23	1100-011-01	VALVE WASHER	700-6208
24	1100-008-01	VALVE STEM	700-6227
25	1100-053-09	"O" RING	700-6209
26	1000-002-01	PACKING NUT	700-6228
27	1000-051-05	PACKING RING	
28	1100-052-05	TRIGGER PIN	
29	1100-054-05	LATCH PIN (2)	
30	1100-003-02	LATCH	
31	1100-055-03	TRIGGER SPRING	
32	1100-002-01	TRIGGER	
33	1100-011-01	INTAKE 3/4 FGHT	700-6208
34	1000-055-49	HOSE GASKET	

PUMPS & SPRAY EQUIPMENT

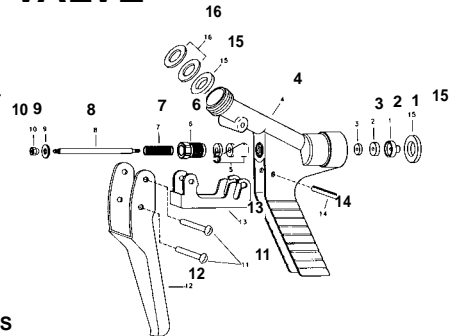


**Spraying Systems**

**GUNJET  
 NO. 46 TRIGGER VALVE**



ATTACHES TO THE INLETS OF ANY GUNJET SPRAY GUNS WITH 3/4" GARDEN HOSE THREAD (F) CONNECTIONS. PROVIDES "ON-OFF" TRIGGER CONTROL OF GUN. MADE OF ALUMINUM WITH STAINLESS STEEL INTERNAL PARTS. WEIGHT 13 OZ. BUILT WITH 3/4" GARDEN HOSE THREAD (F) INLET CONNECTION.




**PART NO.**  
 700-6

CALL FOR PRICES AND AVAILABILITY ON PARTS

PART NO.	ITEM	MFG NO.	DESCRIPTION
	* 1	CP7502-AL	SEAT HOLDER, ALUMINUM
	* 2	CP6710-1-BU	SEAT, BUNA-N
	3	CP7501-AL	SEAT WASHER, ALUMINUM
	4	CP7458-AL	BODY, ALUMINUM
	* 5	CP7503-LEA	PACKING, THERMO-LEATHER (3 REQUIRED)
	6	CP7500-AL	PACKING SCREW, ALUMINUM
	7	CP7504-SS	SPRING, STAINLESS STEEL
	8	CP7499-SS	STEM, STAINLESS STEEL
	9	CP7622-302SS	#6 BURR, TYPE 302 STAINLESS STEEL
	10	CP7498-SS	STEM NUT, STAINLESS STEEL
	11	CP7623-IZP	R3220 RIVET, STEEL, ZINC PLATED (2 REQUIRED)
	12	CP6509-INP	TRIGGER, STEEL, NICKEL PLATED
	13	CP7477-IZP	TRIGGER LOCK, STEEL, ZINC PLATED
	* 14	CP17720-420SS	ROLL PIN, TYPE 420 STAINLESS STEEL
	* 15	CP5808-BU	GASKET, FOR GARDEN HOSE CONN., BUNNA-N (2 REQUIRED)
	16	CP7626-BU	GASKET, FOR OUTLET CONN., BUNA-N (2 REQUIRED)
700-151		*AB46-KIT	SPARE PARTS KIT

**NEW NO. 473 TRIGGER VALVE**

Top quality hand valves for use with spray nozzles extensions and handle to suit application needs. Valves have 1/4" NPT Female connection. Maximum flow rate of 2 GPM with maximum pressure of 250 P.S.I. Use with all types of Teejet and Conejet tips.



Typical assembly.



6466



4727

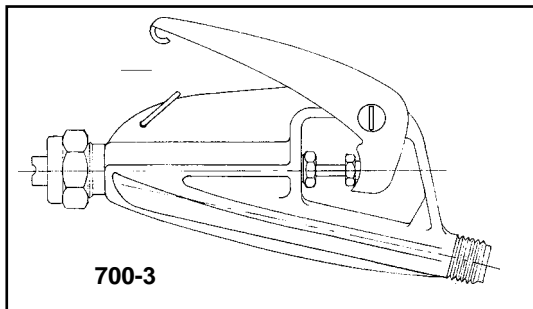
PART NO.	DESCRIPTION
700-58	4688 Triggerjet Valve w/Triggerlock
700-10	6466 Triggerjet valve less Triggerlock-with extra long trigger
700-6033	AB4688 Repair Kit for 4688/6466
700-9	4727 Suregrip Handle- brass with rubber covering-1/4" NPT Male

PUMPS & SPRAY EQUIPMENT

**TeeJet®**

**31 SPRAYGUN**

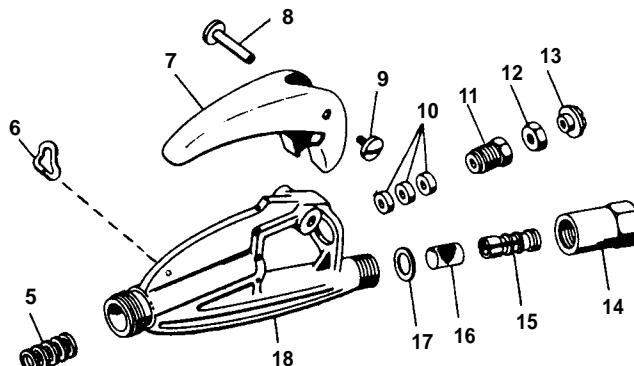
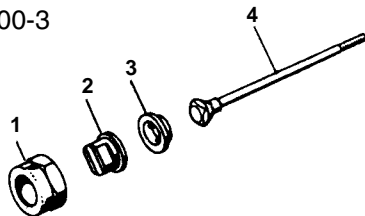
BRASS FORGED BODY AND NICKEL PLATED STEEL TRIGGER. TEFLON VALVE SEAT AND PACKING ... STAINLESS STEEL VALVE STEM. WEIGHT 12 OUNCES. COMFORTABLE PALM FITTING GUN. FOR USE WITH ANY TEEJET SPRAY TIP. 1/4" NPS (M) INLET CONNECTION.



FOR FLOW RATES UP TO 5 GPM

PART NO.

700-3



FOR PRESSURES UP TO 500 P.S.I.



**Spraying Systems**

CALL FOR PRICES AND AVAILABILITY ON PARTS

PART NO.	ITEM	PART NO.	DESCRIPTION
700-1325	1	CP1325	CAP, BRASS
	2		SPRAY TIP
	*3	7490-BRTF	SEAT, BRASS & TEFLON (STANDARD)
		7490	SEAT, BRASS (OPTIONAL)
	*4	7490-L	SEAT, LEAD (OPTIONAL)
		9032-1-BRSS	SUB-ASSEMBLY, STAINLESS STEEL STEM & BRASS GUIDE
	*5	9134-302SS	SPRING, STAINLESS STEEL, TYPE 302
	6	9108-304SS	TRIGGER LOCK WIRE, STAIN. STEEL, TYPE 304 (FOR #31TL ONLY)
	7	9033-INP	TRIGGER, STEEL-NICKEL PLATED
	8	9034-1-IZP	SCREW HOUSING, STEEL-ZINC PLATED
	9	9034-2-IZP	SCREW, STEEL-ZINC PLATED
	*10	7487-1-TEF	PACKING, TEFLON (3 REQUIRED) (STANDARD)
		7487-LEA	PACKING, LEATHER (4 REQUIRED) (OPTIONAL)
	11	7485-NP	PACKING SCREW, BRASS-NICKEL PLATED
	12	9035	LOCKNUT, BRASS
	13	9036	NUT, BRASS
	14	8633-NP	STRAINER BODY, BRASS-NICKEL PLATED (OPTIONAL)
	15	8634	SCREEN SUPPORT, BRASS (OPTIONAL)
	16	3929-M	MONEL SCREEN, 50 OR 100 MESH (OPTIONAL)
	17	8635-NY	GASKET, NYLON (OPTIONAL)
		9062	BODY, BRASS (FOR #31)
	18	9062-1	BODY, BRASS (FOR #31-1/4 F)
		9062-3	BODY, BRASS (FOR #31 TL)
		9062-4	BODY BRASS (FOR #31 TL - 1/4 F)
700-381		*AB31-KIT	SPARE PARTS KIT

PUMPS & SPRAY EQUIPMENT

## TRIGGERJET POLY-PRO SPRAY GUNS



Triggerjet Polypropylene Sprayguns are lightweight for use with all types of low pressure spray systems with 150 P.S.I. maximum operating pressure. Guns have trigger lock, adjustable cone nozzles, and accept all standard Teejet Spray tips and tip strainers.

<u>PART NO.</u>	<u>TEEJET NO.</u>	<u>DESCRIPTION</u>
700-16	22670PP15406	Complete Gun 15" Wand-3/8" Hose Barb
700-17	22670PP24406	Complete Gun 24" Wand-3/8" Hose Barb
700-201	22670PP1514	Complete Gun 15" Wand-1/4" NPTF Female Inlet
700-202	22670PP2414	Complete Gun 24" Wand-1/4" NPTF Female Inlet
700-24	22650PP14	Gun Only (Less Tip & Wand) - 1/4" NPTF Female Inlet
700-25	22650PP300	Gun Only (Less Tip & Wand) - 1/4" Hose Barb
700-12	22650PP406	Gun Only (Less Tip & Wand) - 3/8" Hose Barb
700-6095	CP22654PP	Poly Handle Only- 1/4" NPTF Female
700-6071	CP2266315PP	15" Poly Extension Tube
700-88	CP2266324PP	24" Poly Extension Tube
700-46	CP2266515PP	15" Replacement Wand
700-47	CP2266524PP	24" Replacement Wand
700-48	CP22673PP	45 Degree Wand Adapter
700-768	CP7717-2/110	Viton O-Ring for Poly Cap (2 Required)
700-49	CP22668PP	Wand End Cap
700-6083	AB22670PP	Repair Parts Kit

## TRIGGERJET POLY GUN WITH ALUMINUM WAND

This lightweight polypropylene gun with a 15" aluminum extensions. Comfortable handle with trigger lock and 3/8" hose barb inlet. Accepts all standard Teejet Spray Tips. Maximum pressure 100 P.S.I.

<u>PART NO.</u>	<u>TEEJET NO.</u>
710-1504	50120AL18



## TEEJET ADJUSTABLE POLY-NOZZLES

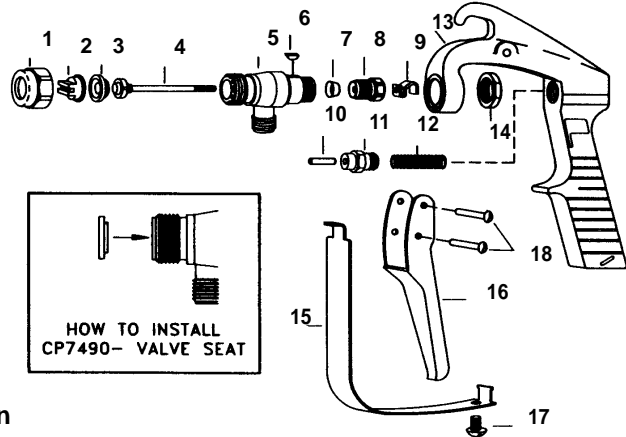
Adjustable Conejet poly tips provide excellent chemical resistance. They are lightweight and well suited for hand held & backpack sprayers. EPDM standard O-ring- 11/16" Teejet thread. For 22670 series above and many others.

<u>PART NO.</u>	<u>TEEJET NO.</u>	<u>DESCRIPTION</u>
700-67	5500PPBX3	No. 3 Nozzle
700-63	5500PPBX6	No. 6 Nozzle
700-64	5500PPBX8	No. 8 Nozzle
700-65	5500PPBX12	No. 12 Nozzle
700-66	5500PPBX18	No. 18Nozzle



**TeeJet®**

**NO. 23L FOR PRESSURES UP TO 250 P.S.I.  
NO. 23H FOR PRESSURES UP TO 1000 P.S.I.**



PART NO.	DESCRIPTION
700-1	Gunjet-250 P.S.I.
700-110	Gunjet-1000 P.S.I.
700-111	23L767624-24" Aluminum Extension

DESIGNED SO THAT ONLY INLET BODY, CAP AND SPRAY TIP ARE TOUCHED BY SPRAY CHEMICALS... BRASS. 1/4" NPS (M)INLET CONNECTION. STRONG ALUMINUM ALLOY HANDLE. TEFLON VALVE SEAT AND PACKING AND STAINLESS STEEL VALVE STEM. WEIGHT- NO. 23L... 15 OUNCES.. FOR USE WITH ANY TEEJET SPRAY TIP...OR ADJUSTABLE CONEJETS AND MULTEEJETS.

CALL FOR PRICES AND AVAILABILITY ON PARTS

PART NO.	ITEM	BRASS	DESCRIPTION
700-1325	1	CP1325-NP	TIP RETAINER, BRASS, NICKEL PLATED OR STAINLESS STEEL
	2	TP**	SPRAY TIP, BRASS OR STAINLESS STEEL
700-27	*3	CP7490-TEF	VALVE SEAT, BRASS AND TEFLON® FLUOROPOLYMER RESIN OR STAINLESS STEEL AND TEFLON® FLUOROPOLYMER RESIN
	*4	CP7482-1-BR302S	MAIN STEM ASSEMBLY, TYPE 302 STAINLESS STEEL STEM WITH BRASS OR STAINLESS STEEL STEM GUIDE
	5	CP16052-NP	INLET BODY, BRASS, NICKEL PLATED OR STAINLESS STEEL
	6	CP7892-IZP	KEY, STEEL, ZINC PLATED
	*7	CP14255-1-BU	CUP PACKING, BUNA--N
	8	CP16071-SS	PACKING SCREW, BRASS, NICKEL PLATED OR STAINLESS STEEL
	9	CP8591-IZP	TRIGGER GUIDE, STEEL, ZINC PLATED
	10	CP7491-SS	SPRING STUD, STAINLESS STEEL
	*11	CP7480-IZP	SPRING SCREW, STEEL ZINC PLATED
	12	CP16053-1-302SS	MAIN SPRING, TYPE 302 STAINLESS STEEL
	13	CP16054-1-AL	BODY, ALUMINUM
	14	CP7486-SS	LOCK NUT, STAINLESS STEEL
	15	CP9539-INP	TRIGGER GUARD, STEEL, NICKEL PLATED
	16	CP14252-INP	TRIGGER, STEEL, NICKEL PLATED
	17	CP9697-SS	PAN HEAD SCREW, STAINLESS STEEL
	18	CP8038-SS	RIVET, STAINLESS STEEL (2 REQUIRED)
700-2		*AB23L	SPARE PARTS KIT-for 23L
		*AB23L-SS	SPARE PARTS KIT-Stainless Steel for 23L
700-6034		*AB23H	Spare Parts Kit for 23H

\*\*SPECIFY SPRAY TIP SIZE REQUIRED



**Spraying Systems**

PUMPS & SPRAY EQUIPMENT

## 30L GUNJET SPRAY GUN-250 P.S.I. MAX

*TeeJet*<sup>®</sup>



This gun has body and trigger molded of tough nylon designed to withstand rough treatment and high impact. Great for hand spraying or high-pressure washing. Accomodates all interchangeable Teejet spray tips. Also available 1000 P.S.I.

<u>PART NO.</u>	<u>TEEJET NO.</u>	<u>DESCRIPTION</u>
700-105	30L	250 P.S.I. Gunjet
700-106	3014	1000 P.S.I. Gunjet
700-107	AB30L	Repair Kit for Gunjet

## BRASS ADJUSTABLE SPRAY TIPS-5500 SERIES

Knurled body of tip rotates thru half turn to provide spray selection from a wide angle, finely atomized cone spray to a straight stream spray. Tip delivers up to 2.7GPM. Fits Gunjets, valve bodies, and other spray guns with Teejet 11/16" thread.



<u>PART NO.</u>	<u>TEEJET NO.</u>	<u>PART NO.</u>	<u>TEEJET NO.</u>
700-120	5500X2	700-121	5500X10
700-31	5500X6	700-122	5500X12
700-32	5500X8	700-123	5500X18

## BRASS WAND EXTENSIONS

Fits Model 23L, 31 Gunjet & Trigger Valves



7715 Series-250 P.S.I. MAX

<u>PART NO.</u>	<u>TEEJET NO.</u>	<u>DESCRIPTION</u>
700-41	7715-8	8" Straight Extension
700-42	7715-18	18" Straight Extension
700-43	7715-24	24" Straight Extension
700-44	7715-30	30" Straight Extension
700-45	7715-45	45" Straight Extension



6671 Series-125 P.S.I. MAX

<u>PART NO.</u>	<u>TEEJET NO.</u>	<u>DESCRIPTION</u>
700-124	6771-18	18" Curved Extension
700-125	6671-24	24" Curved Extension
700-74	6671-30	30" Curved Extension
700-75	6671-36	36" Curved Extension

## HIGH PRESSURE BRASS WAND EXTENSIONS

For pressures to 1000 P.S.I. Fits models 23H and 31.




9527 Series

<u>PART NO.</u>	<u>TEEJET NO.</u>	<u>DESCRIPTION</u>
700-126	952724	24" Curved Extension with rubber cover.



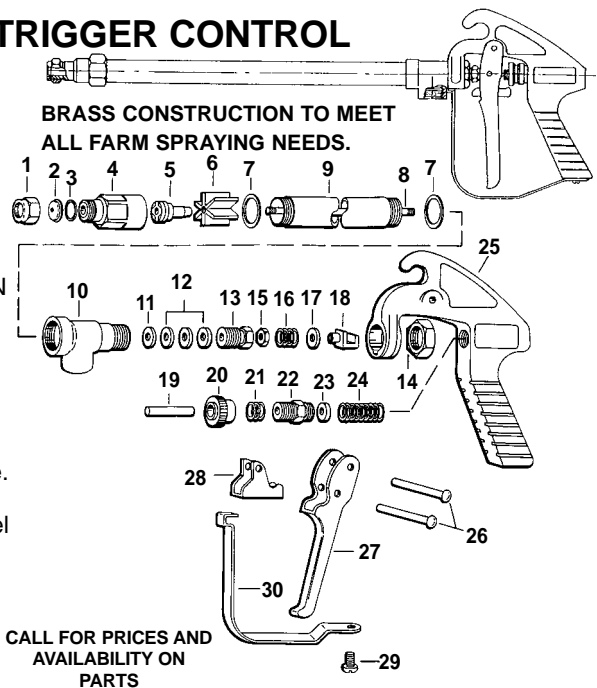
# TeeJet® 43L & H HEAVY DUTY TRIGGER CONTROL



PART NO.	DESCRIPTION
700-4	43L 22" BRASS LOW PRESSURE SPRAY GUN
700-7	43H 22" BRASS HIGH PRESSURE SPRAY GUN
700-55	43LA 13" BRASS LOW PRESSURE SPRAY GUN
700-127	43LAL 22" ALUM. LOW PRESSURE SPRAY GUN
700-128	43HAL 22" ALUM. HIGH PRESSURE SPRAY GUN
700-1325	1325 BRASS CAP
700-5005	D6 ORIFICE DISC
700-6014	CP6604 22" BRASS BARRELL

Quality designed and built for heavy-duty service. Stem extendsthrough extension to valve seat located directly behind orifice disc for drip-free shut-off and instant operating response. Convenient trigger locks for continuous spraying. Trigger is extra long for easy four-finger control. Hardened stainless steel Type D orifice disc supplied with No. 6 orifice disc. Disc are corrosion and erosion resistant. Exposed packing nut.. for easy adjustment of packing.

NO. 43L FOR OPERATING PRESSURES UP TO 200 P.S.I.  
NO. 43H FOR OPERATING PRESSURES UP TO 800 P.S.I.



PART NO.	TEM	BRASS (NO. 43-)	DESCRIPTION
700-1325	1	CP1325	CAP, BRASS
	2	D- **	ORIFICE DISC, HARDENED STAINLESS STEEL
700-6004	3	CP4743-NY	GASKET, NYLON
700-6005	* 4	CP10566	NOZZLE HOUSING, BRASS
	5	10565	SEAT PLUG, SEAT PLATE, WASHER & CORE SUB-ASB.
700-6022	* 6	CP10571	GUIDE VANE, BRASS
	7	CP6943-AL	GASKET, ALUMINUM (2 REQUIRED)
700-6030	8	CP19238-416SS	STEM, TYPE 416 STAINLESS STEEL
700-6014	9	CP6604	BRASS
700-6007	10	CP6492	INLET BODY, BRASS
700-6008	10	CP6492AL	INLET BODY, ALUMINUM
	* 11	CP6601-302SS	PACKING WASHER, TYPE 302 STAINLESS STEEL
	* 12	CP6602-LEA	PACKING, LEATHER (3 REQUIRED)
		CP6602-TEF	PACKING, TEFLON (3 REQUIRED)
	13	CP19237	PACKING SCREW,
	14	CP6599	LOCKNUT, BRASS
	15	CP9641-INP	STEM NUT, STEEL-NICKEL PLATED
	16	CP6595-SS	TRIGGER STOP SPRING, STAINLESS STEEL
	17	CP7991-IZP	WASHER, STEEL-ZINC PLATED
	18	CP6597-INP	TRIGGER GUIDE, STEEL-NICKEL PLATED
	19	CP6591-SS	SPRING STUD, STAINLESS STEEL
	20	CP6589-IZP	STOP ADJUSTMENT NUT, STEEL-ZINC PLATED
	21	CP6594-SS	SPRING FOR STOP ADJUSTMENT NUT, STAIN. STEEL
	22	CP6588-IZP	SPRING SCREW, STEEL-ZINC PLATED
	23	CP6592-302SS	SPRING GUIDE WASHER, TYPE 302 STAIN. STEEL
	24	CP6593-1-SS	MAIN SPRING, STAIN. STEEL (FOR MODEL #43L-)
		CP6593-2-SS	MAIN SPRING, STAIN. STEEL (FOR MODEL #43H-)
	25	CP14477-1-AL	HANDLE BODY, ALUMINUM
	26	CP7623-IZP	RIVET, STEEL-ZINC PLATED (2 REQUIRED)
	27	CP6509-INP	TRIGGER, STEEL-NICKEL PLATED
	28	CP6510-INP	TRIGGER STOP, STEEL-NICKEL PLATED
	29	CP11757-INP	SCREW, STEEL-NICKEL PLATED
	30	CP13798-INP	TRIGGER GUARD, STEEL-NICKEL PLATED
700-5		*AB43-KIT	SPARE PARTS KIT
700-129		*AB43AL-KIT	SPARE PARTS KIT

\*\*SPECIFY ORIFICE DISC SIZE

PUMPS & SPRAY EQUIPMENT

## GUNJET ROTATING HANDLE SPRAYGUNS

**TeeJet**<sup>®</sup>

For spot spraying, tree spraying, livestock spraying and power washing at pressure from 30 to 800 P.S.I. Sprayguns are operated by rotating handle 360° from shutoff to maximum flow position. As handle is turned, spray changes from initial cone spray to intermediate cone spray to straight stream. Spray tips are interchangeable orifice discs made of corrosion resistant hardened stainless steel. Guns are available in both brass and aluminum.



**12 Series:** Brass Construction- No. 6 orifice disc. 3/4" Female Garden Hose Inlet

<u>PART NO.</u>	<u>TEEJET NO.</u>	<u>DESCRIPTION</u>
700-130	AA12A-6	16" Length
700-131	AA12-6	20" Length
700-132	AB12A	Repair Parts Kit
700-133	CP5871BU	Tip Gasket



**2 Series:** Same as 12 series except uses hardened stainless steel nozzles instead of orifice disc. 3/4" Female Garden Hose Inlet. Available in brass and aluminum construction.

<u>PART NO.</u>	<u>TEEJET NO.</u>	<u>DESCRIPTION</u>
700-140	2AAL45	15" Aluminum
700-141	2AL45	20" Aluminum
700-142	245	24" Brass
700-143	AYHSS45	No. 45 SS Nozzle



**143 Series:** Lightweight Aluminum Standard Duty Spray Gun that has approximately the same performance as the 12 series. Supplied with No. 6 stainless steel orifice disc. Female Garden Hose Inlet. Weight only 1 1/4 lbs.

<u>PART NO.</u>	<u>TEEJET NO.</u>	<u>DESCRIPTION</u>
700-13	143ALGH6	22 1/4" Aluminum
700-1327	CP1325AL	Aluminum Cap for tip
700-5005	D-6	No.6 Stainless orifice
700-6085	CP4743NY	Nylon gasket for cap
700-6009	CP10566AL	Aluminum Nozzle Housing
700-6032	AB143AL	Repair Parts Kit



## DIRECTO VALVES 2-WAY ELECTRICALLY OPERATED SOLENOID VALVES

Direct acting large internal flow chamber without pilot hole reduces chance of clogging. Stainless steel wetted parts provide additional corrosion resistance. 12 V DC system. Max pressure 100 PSI. Solenoid coil can be changed without removing valve from system. Valves are designed for remote on-off boom control.

### Model 144A

10 GPM flow with only 5 PSI pressure drop  
Two 3/4" NPTF inlet connections- 1/2" NPTF outlet  
Adjustable solenoid  
EPDM seat washer and diaphragm standard- also available in Viton  
MAP NO.    TEEJET NO.    DESCRIPTION  
700-401    144A1            Single valve with EPDM seat/diaphragm  
700-405    144A3            Triple valve with EPDM seat/diaphragm  
700-407    144A3VI        Triple valve with Viton seat/diaphragm



114AI



144A3  
144A3VI

### Model 144P

10 GPM flow with only 5 PSI pressure drop  
Two 3/4" NPTF inlet connections- 1/2" NPTF outlet  
Solenoid requires no adjustment  
Heavy duty stainless steel coil  
Viton seat washer and diaphragm  
Easy slide-on mount using hex bolt  
**MAP NO.700-495**



144P

### Model 145H-1

15 GPM flow with only 5 PSI pressure drop  
1" Inlet and outlet ports  
Fiberglass reinforced nylon body  
Can be ganged with other 145H valves  
Heavy Duty  
**MAP NO.700-406**



145H-1

### 3-WAY ELECTRICALLY OPERATED METERED BY-PASS VALVE

Automatically maintains system pressure when one or more boom sections are shut off  
For pressures up to 65 PSI  
8 GPM at only 5 PSI pressure drop  
EPDM seat washer and diaphragm  
3/4" Flow thru connections with 1/2" outlet to spray line  
**MAP NO.700-408            144A1-3**



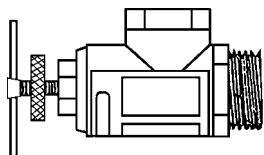
144A1-3

# TeeJet<sup>®</sup>



## DIRECTOVALVE CONTROL VALVE REPAIR PARTS

PART NO.	TEEJET NO.	DESCRIPTION
700-404	AB144-1	Repair Parts Kit for 144-1 EPDM (Old Style)
700-415	AB144-1VI	Repair Parts Kit for 144-1 VITON (Old Style)
700-414	AB144A-1	Repair Parts Kit for 144A-1 EPDM
700-416	AB144A-1VI	Repair Parts Kit for 144A-1VI VITON
700-417	AB144P-1	Repair Parts Kit for 144A-1VP VITON
700-418	AB145-H	Repair Parts Kit for 145H-1 EPDM
700-409	AB145-VI	Repair Parts Kit for 145H-1 VITON
700-445	CP14801-PP	POCU Valve Body for 144 & 144A
700-446	CP14801-NY	Coil Assembly for 144
700-448	CP14802-EPR	Seat Washer for 144 & 144A
700-449	CP14818-EPR	EPDM Rubber Diaphragm for 144
700-450	CP154818-VI	VITON Rubber Diaphragm for 144
700-447	CP15163-NYB	COIL Assembly for 144A
700-452	CP36101-EPR	EPDM Diaphragm for 144A (2 Required)
700-453	CP36101-VI	VITON Diaphragm for 144A (2 Required)
700-458	CP18605-NYB	Coil Assembly for 145
700-457	CP186011-NYB	Nylon Body for 145



## NYLON PRESSURE RELIEF VALVE

**PART NO.**  
700-6160

**DESCRIPTION**

Nylon pressure relief valve with brass T-handle and stainless steel spring. 0-250 psi. 3/4" NPT male and female ports.

## 110 SERIES PISTON TYPE PRESSURE RELIEF VALVES



- Ductile iron construction
- Removable bonnet for servicing unit without removing valve from line
- 1" or 1 1/4" pipe connection
- 150 P.S.I. max pressure

PART NO.	TEEJET NO.	SIZE
700-533	1101D1	1"
700-534	110114D1	1 1/4"

## SWIVEL CONNECTORS



**PART NO.**  
700-26

FREE-SWIVELING,  
LEAK PROOF  
CONNECTORS.

**SIZE**  
1/4" FEMALE  
X 3/8" HOSE BARB

## NO. 4676 TEEJET OUTLET ADAPTERS



FITS THE OUTLETS OF TEEJET NOZZLE BODIES... AS WELL AS THE OUTLETS OF NO. 23 AND 31 GUNJETS AND TRIGGER TEEJET VALVES. REPLACES 1325 TEE-JET CAP. USED FOR ATTACHING DROP PIPES TO NOZZLES...OR EXTENSIONS TO SPRAY GUNS.

PART NO.	MATERIAL CONN.	OUTLET N.P.T. (F)
700-28	BRASS	1/4"
700-29	NYLON	1/4"

PUMPS & SPRAY EQUIPMENT

# TeeJet<sup>®</sup>



## MODEL 17 Y TEEVALVE

Selective control of 3-section boom sprayers at pressures to 300 P.S.I.

- 3/4" Side connection for by-pass and pressure relief valve or spray gun.
- Valve used to open any of 3-boom section lines in any combination.
- 3/4" or 1" inlet- three 3/4" outlets.
- Aluminum construction with stainless steel and plastic internal parts for maximum corrosion resistance.

PART NO.	TEEJET NO.	DESCRIPTION
700-312	AA17L	3/4" Inlet w/ 3/4" Outlets
700-324	AA17Y	1" Inlet w/ 3/4" Outlets
700-325	AB17	Parts Repair Kit
700-326	CP12126AL	Alum. Cover Plate
700-327	CP121281ZP	Selector Shield
700-328	CP68491ZP	Selector Handle

## MODEL 12795 THROTTLING VALVE-BRASS

Same application as 23520 except brass construction and 1" NPT connections. Maximum flow rate of 116 GPM at 40 P.S.I.



MODEL 12795

PART NO.	TEEJET NO.
700-531	12795-1

## MODEL 12690 THROTTLING VALVE-NYLON

Same application as 23520 except nylon construction. Maximum flow rate of 82 GPM.



MODEL 1269034NY

PART NO.	TEEJET NO.	DESCRIPTION
700-530	1269034NY	Valve
700-532	AB12690	Repair Kit

## MODEL 6B

Pressure to 150 P.S.I. 12 G.P.M. at 5 P.S.I.

- Molded corrosion-resistant materials of polypropylene, stainless steel & polyethylene
- Molded-in mount
- 1/4" NPT gauge port
- Can be multiple-configured by using 3/4" hex nipples



PART NO.	TEEJET NO.	DESCRIPTION
700-391	6B	Directo Valve
700-382	CP36301NY	Nylon Handle
700-392	AB6B	Parts Repair Kit

## MODEL 344AE-2 ELECTRIC BALL VALVE



MODEL 344AE

These nylon valves provide smooth regulation and shut-off control. Work with teejet sprayer controllers and other 12V systems.

- Maximum pressure 300 P.S.I.
- Available 3/4" or 1" NPT female connections
- 5 P.S.I. pressure drop at 12 G.P.M.
- 1 Amp power consumption

PART NO.	TEEJET NO.	DESCRIPTION
700-428	344AE-234	3/4" NPT- Valve
700-429	344AE-21	1" NPT-Valve
700-426	344AEC-234	3/4" NPT- Valve-*
700-427	344AEC-21	1" NPT-Valve-*
700-424	344AE-2-PR1	1" NPT-Valve-**
700-203	AB344AE	Repair Kit for 344 Valves

- \* Compatible with all sprayer controls
- \*\* Pressure regulating design

## THROTTLING VALVES

For regulating flow in systems equipped with centrifugal pumps where sensitive regulation is required, or to control flow in jet agitation lines. Pressures to 150 psi.



MODEL 23520

PART NO.	TEEJET NO.	DESCRIPTION
700-528	23520-1/2 6GPM MAX	1/2" POLY THROTTLING VALVE
700-529	23520-3/4 18GPM MAX	3/4" POLY THROTTLING VALVE

# TeeJet<sup>®</sup>

## RELIEF VALVES



MODEL 244C

244-3/4 remote control electric Regulating valve. Provides remote pressure control. For 12 vdc system. When wide open, pressure loss of only 1 PSI for 20 gpm flow. Max. Pressure 100 PSI. Good corrosion resistance. Wetted parts are stainless steel, nylon, celcon and viton. 3/4" npt (f) conn. Low current draw ...Normally less than 0.1

PART NO.	TEEJET NO.
700-441	244C
700-442	AB244C-Repair Kit

### PISTON TYPE

#### PRESSURE RELIEF/REGULATING VALVES

##### MODEL 6815

- BRASS WITH STAINLESS STEEL SPRINGS
- CHOICE OF 1/2" OR 3/4" NPT (M) INLET AND (F) OUTLET CONNECTIONS.



PART NO.	TEEJET NO.	DESCRIPTION
700-451	6815-12-300	1/2"- 300 PSI Valve
700-454	6815-34-300	3/4"- 300 PSI Valve
700-456	6815-34-700	3/4"- 700 PSI Valve
700-6023	AB6815300	Repair Kit for Brass- 300 PSI
700-6025	AB6815700	Repair Kit for Brass- 700 PSI
700-6024	AB6815AL300	Repair Kit for Alum- 300 PSI

### DIAPHRAGM TYPE

#### PRESSURE RELIEF/REGULATING VALVES

BYPASSES EXCESS LIQUID. CHOICE OF 1/2" AND 3/4" NPT SIZES. CHEMICAL RESISTANT IAPHRAGM SEALS OFF OPERATING PARTS FROM CONTACT WITH CHEMICALS. REMAINS RESILIENT FOR CHATTER-FREE, RESPONSIVE PRESSURE CONTROL.

##### MODEL 8460

NYLON INLET BODY WITH ALUMINUM BONNET. CHOICE OF 1/2" OR 3/4" NPT (M) INLET AND (F) OUTLET CONNECTIONS. FLOW RATES AT 56 GPM FOR 1/2" SIZE AND TO 70 GPM FOR 3/4" SIZE. PRESSURES TO 50 AND 300 P.S.I.



PART NO.	TEEJET NO.	DESCRIPTION
700-471	846012	1/2" Nylon-Alum Valve
700-472	846034	3/4" Nylon-Alum Valve
700-476	CP836134NY	3/4" Nylon Body
700-477	CP836112NY	1/2" Nylon Body
700-473	AB8460	Parts Repair Kit

## 23120 SERIES

Piston type pressure relief/ regulating valve Bypasses excess liquid. Adjustable to maintain control of line pressure. Locknut firmly holds pressure setting. Handles large flows.

- Stainless steel spring
- Excellent chemical resistance
- 1/4" Port for pressure gauge
- Polypropylene construction



PART NO.	TEEJET NO.	SIZE
700-535	2312012PP	1/2"
700-536	2312034PP	3/4"

## SWIVEL CONNECTORS

FOR USE WITH ALL INTERCHANGEABLE SPRAY TIPS

### BRASS



TYPE 5000

SINGLE SWIVEL NOZZLE



TYPE 4202

DOUBLE SWIVEL NOZZLE

PART NO.	DESCRIPTION	INLET	OUTLET	TEEJET NO.
700-1054	SINGLE	1/4" FPT	TEEJET THREAD	5000-14T
700-1053	DOUBLE	1/4" FPT	TEEJET THREAD	4202-214T

### NYLON



TYPE 8600 NYLON  
SINGLE SWIVEL NOZZLE



TYPE 8600-2 NYLON  
DOUBLE SWIVEL NOZZLE

PART NO.	DESCRIPTION	INLET	OUTLET	TEEJET NO.
700-1062	SINGLE	1/4" FPT	TEEJET THREAD	860014TNYB
700-1064	DOUBLE	1/4" FPT	TEEJET THREAD	8600214TNYB

## SPLIT EYELET SPRAY NOZZLES

Fast, easy way to mount spray nozzles to wet booms. Available for mounting on 1/2", 3/4", or 1" dia. pipe.



PART NO.	TEEJET NO.	BOOM SIZE	MATERIAL
700-1101	742112T	1/2"	Brass
700-1105	742134T	3/4"	Brass
700-1109	742111T	1"	Brass
700-1110	742112TNYB	1/2"	Nylon
700-1111	742134TNYB	3/4"	Nylon
700-1112	742111TNYB	1"	Nylon
700-1119	CP7418BU	BUNA-N	Gasket



**HOSE SHANK NOZZLES  
WITH LOCKNUT  
BRASS**

**SINGLE HOSE  
CONNECTION**

**DOUBLE HOSE  
CONNECTION**



15427296



6471A  
9191A



6472A  
9192A

PART NO.	HOSE SIZE	STYLE	TEEJET. NO.
700-1169	1/4"	ST	15427296
700-1142	3/8"	ELL	6471-400
700-1152	3/8"	TEE	6472-400
700-1143	1/2"	ELL	9191A-531
700-1153	1/2"	TEE	9192A-531

**NOZZLE BODIES**

THE 1/4TT AND 1/4T TEEJET NOZZLES  
HAVE 1/4" NPT INLET CONNECTIONS.

TYPE-TT  
MALE INLET  
CONNECTION



PART NO.	TEEJET BODY NO.	FOR TEEJET NOZZLE TYPE	MALE NPT SIZE	MATERIAL
700-1302	1322	1/4TT	1/4"	BRASS
700-1303	8028-NY	1/4TT-NY	1/4"	NYLON
700-1307	1340	1/2 TT	1/2"	BRASS

PART NO.	TEEJET BODY NO.	FOR NOZZLE TYPE	FEMALE NPT SIZE
700-1310	1335	1/8T	1/8" BRASS
700-1311	1321	1/4T	1/4" BRASS
700-1312	12094-NYB	1/4T	1/4" NYLON

TYPE - T  
FEMALE INLET  
CONNECTION



**NYLON**



12670406TD



8121-NY  
12201



8120-NY  
12202



PART NO.	HOSE SIZE	STYLE	TEEJET NO.
700-1170	3/8"	ST	12670406TD
700-1165	3/8"	TEE	8120NY406TD
700-1166	1/2"	TEE	8120NY540TD
700-1161	3/8"	ELL	8121NY406TD
700-1162	1/2"	ELL	8121NY540TD
700-1190	3/4"	ELL	12201CE785TD
700-1192	3/4"	TEE	12202CE785TD
700-1191	1"	ELL	12201CE1062TD
700-1193	1"	TEE	12202CE1062TD

804-490 Nylon Replacement Locknut

**NOZZLE CAPS**

SOLD IN QUANTITIES OF 5

PART NO.	TEEJET CAP NO.	MATERIAL
700-1325	1325	BRASS
700-1331	1325-SS	STAINLESS STEEL
700-1326	8027-NY	NYLON
700-1332	18032A-NYB	NYLON
*700-1333	1333	BRASS

\*FOR CERAMIC TIPS

700-1325		700-1332	
700-1326			
700-1331			
700-1333			

FITS ALL  
TEEJET  
BODIES



**PLUG TIPS**

PART NO.	TEEJET NO.	MATERIAL
700-1339	CP3942	Brass
700-1340	CP3942SS	Stainless

**PLUG TIPS**

NO. 3942 PLUG TIP...TO TEMPORARILY SHUT OFF SELECTED NOZZLES, MERELY BY REPLACING SPRAY TIPS WITH THESE PLUG TIPS. EASY, QUICK WAY TO CHANGE SPACING OF OPERATING NOZZLES ON BOOM. **SOLD IN QUANTITIES OF 5.**

**CLAMP SUB-ASSEMBLIES FOR VARI-SPACING  
NOZZLES. CONSIST OF UPPER AND LOWER  
CLAMPS AND BOLT.**



NO. 111

SOLD IN  
QUANTITIES OF 5.



NO.111SQ

PART NO.	FITS TUBE SIZE	TEEJET NO.
700-1001	1/2"RD	111-1/2
700-1002	3/4"RD	111-3/4
700-1003	1"RD	111-1
700-1004	1 1/4"RD	111-1 1/4
700-1006	1" SQ	111SQ-1
700-1007	1 1/4" SQ	111-SQ 1 1/4
700-1008	1 1/2" SQ	111-SQ 1 1/2

**PUMPS & SPRAY EQUIPMENT**

Standard Strainers, Teejet Slotted Strainers  
 Check Valve Strainers  
 Hose Drop, Row Applicator



**Spraying Systems**

**STANDARD STRAINERS**

STRAINER IS THREE PART ASSEMBLY CONSISTING OF BRASS BODY, CAP AND STAINLESS STEEL SCREEN. **SOLD IN QUANTITIES OF 5.**



<u>PART NO.</u>	<u>TEEJET NO.</u>	<u>MATERIAL</u>	<u>MESH</u>
700-1341	5053-50	Brass	50
700-1342	5053-100	Brass	100
700-1343	6051-SS-50	Stainless	50
700-1372	8079-PP-50	Nylon	50
700-1373	8079-PP-100	Nylon	100

<u>PART NO.</u>	<u>DESCRIPTION</u>
700-1351	50 Mesh Screen Only
700-1352	100 Mesh Screen Only

**TEEJET SLOTTED STRAINERS**

ONE-PIECE STRAINERS FOR USE WITH LIQUIDS CONTAINING SUSPENDED SOLIDS. **SOLD IN QUANTITIES OF 5.**



<u>PART NO.</u>	<u>TEEJET NO.</u>	<u>MATERIAL</u>	<u>MESH</u>
700-1347	4514-10	Brass	50
700-1348	4514-20	Brass	25
700-1349	4514-32	Brass	16
700-1356	4514NY10	Nylon	50
700-1357	4514NY20	Nylon	25
700-1358	4514NY32	Nylon	16

**CHECK VALVE STRAINERS**

**NO. 4193A TEEJET STRAINER AND CHECK VALVE**

PREVENTS NOZZLE DRIPPING...FITS ALL TEEJET NOZZLES. BALL CHECK OPENS AT 5 OR 10 P.S.I. BRASS OR POLY BODY AND STAINLESS STEEL SCREEN- **SOLD IN QUANTITIES OF 5**



<u>PART NO.</u>	<u>TEEJET NO.</u>	<u>MATERIAL</u>	<u>MESH</u>
700-1361	4193A-5-50SS	Brass	50
700-1362	4193A-5-100SS	Brass	100
700-1363	4193A-PP-5-50SS	Poly	50
700-1364	4193A-PP-5-100SS	Poly	100
700-1365	4193A-PP-10-50SS	Poly	50
700-1366	4193A-PP-10-100SS	Poly	100

**HOSE DROPS**

**FOR USE WITH STANDARD TEEJET**



11/16-16 Teejet inlet x 1/4 NPTM outlet

<u>PART NO.</u>	<u>TEEJET NO.</u>	<u>LENGTH</u>
700-4106	21354-15	15"
700-4107	21354-24	24"



**TEEJET HOSE SHANKS**

FITS ALL TEEJET NOZZLES, REPLACING SPRAY TIPS. FOR ATTACHING HOSE TO NOZZLE BODY. TYPE 8400 IS MADE OF NYLON.



**NYLON**

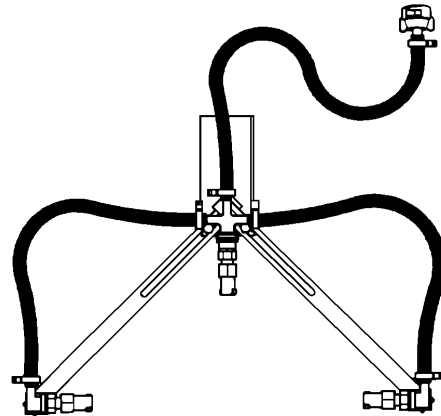
<u>PART NO.</u>	<u>SIZE</u>	<u>TEEJET NO.</u>
700-1114	3/8"	8400-406-NYB
700-1027	1/2"	8400-500-NYB

**BRASS**

700-1320	3/8"	4251-375
700-1321	1/2"	4251-500



**ROW APPLICATOR**



**Features:**

- Arms adjustable for length and angle without removing bolts; simply loosen
- Available with nylon or stainless steel arms
- Positioning one arm at proper angle automatically sets correct angle of second arm
- Fits square or round booms up to 1-1/2" diameter
- Kit adapts to standard or Quick TeeJet nozzle bodies
- Side nozzle bodies may be rotated
- Maximum pressure 125 psi

<u>PART NO.</u>	<u>MFG. No.</u>
700-22	23770

PUMPS & SPRAY EQUIPMENT





### CHEMSAVER DIAPHRAGM CHECK VALVES

These nozzle bodies eliminate pressure drop associated with ball-type check valves. Widely used wherever drip-free shutoff is required. Available in brass & nylon- polypropylene materials.



#### BRASS

- Check valve opens at 7 P.S.I.
- 11/16" Teejet male thread outlet
- 1/8" NPT female inlet
- Up to 1.5 GPM flow rate

<u>PART NO.</u>	<u>TEEJET NO.</u>	<u>INLET</u>
700-1710	4664B	1/8" NPT female



#### NYLON

- Check valve opens at 10 P.S.I.
- 1/8" or 1/4" NPT female inlet
- 11/16" Teejet male thread outlet
- Up to 2.5 GPM flow rate

<u>PART NO.</u>	<u>TEEJET NO.</u>	<u>INLET SIZE</u>
700-1715	835518NYB	1/8" NPT female
700-1716	835514NYB	1/4" NPT female



#### NYLON

- Check valve opens at 10 P.S.I.
- 1/4" NPT male inlet
- 11/16" Teejet male thread outlet
- Up to 2 GPM flow rate

<u>PART NO.</u>	<u>TEEJET NO.</u>	<u>INLET SIZE</u>
700-1720	8360NYB	1/4" NPT Male

### REPLACEMENT PARTS FOR DIAPHRAGM CHECK VALVES

<u>PART NO.</u>	<u>DESCRIPTION</u>
700-1704	CP4620VI- Diaphragm- 4664B
700-1707	CP4620FA- Diaphragm- 4664B
700-1701	CP21953EPR- Diaphragm- Nylon Valves
700-1706	CP21953VI-Diaphragm- Nylon Valves
700-1705	2195010NYB-End Cap Sub Assbly- 10 PSI Spring- Nylon
700-1702	2195010PPB-End Cap Sub Assbly- 10 PSI Spring- Poly

### SPRAYER CONTROL KITS

The 734 and 744 Spraying Systems control kits are designed as complete packages to give the operator easy and accurate control of the sprayer. Kits include controller with long-lasting switches, valves, gauges, and all necessary cables and mounting hardware. Additional LED illuminated panel on 744 series. Kits are packaged in attractive display carton.

<u>PART NO.</u>	<u>TEEJET NO.</u>	<u>DESCRIPTION</u>
700-430	K73130D	No. 734 Controller for 3 Booms with 1 No. 244 Pressure Regulating Valve
700-431	K73133D	No. 734 Controller for 3 Booms with 3 No. 144 Directo Valves and 1 No. 244 Pressure Regulating Valve
700-432	K74110D	No. 744 Controller for 1 Boom with 1 No. 244 Pressure Regulating Valve
700-433	K74110L	No. 744 Controller for 1 Boom with 1 No. 244 Pressure Regulating Valve and Liquid Filled Pressure Gauge
700-434	K74130D	No. 744 Controller for 3 Booms with 1 No. 244 Pressure Regulating Valve
700-436	K74111L	No. 744 Controller for 1 Boom with 1 No. 144 Directo Valve, 1 No. 244 Pressure Regulating Valve, and Liquid Filled Pressure Gauge
700-437	K74133L	No. 744 Controller for 3 Booms with 3 No. 144 Directo Valves, 1 No. 244 Pressure Regulating Valve, and Liquid Filled Pressure Gauge





## Banjo Polypropylene Switch-A-Roos

- The Switch-A-Roo is a fast convenient method of changing spray nozzles on fertilizer application equipment.
- Precision molded in polypropylene (fiberglass reinforced) for high strength and toughness.
- The female coupling is available in either 1/2" or 3/4" pipe thread and normally mounted on the spray boom.
- The male adapter is available in four different thread sizes 1/4", 3/8", 1/2" & 3/4" to fit all size spray nozzles.
- Switch-A-Roos available with self-aligning grooves.

MAP No.	Mfg.No.	Description
314-5673	75A-1/4SA	3/4" Male Adapter-1/4" w/Self-Aligning Groove
314-5674	75A-3/8SA	3/4" Male Adapter-3/8" w/Self-Aligning Groove
314-5675	75A-1/2SA	3/4" Male Adapter-1/2" w/Self-Aligning Groove
314-5676	75A-3/4SA	3/4" Male Adapter-3/4" w/Self-Aligning Groove
314-5677	75A-1/4	3/4" Male Adapter-1/4" Female Thread
314-5678	75A-3/8	3/4" Male Adapter-3/8" Female Thread
314-5679	75A-1/2	3/4" Male Adapter-1/2" Female Thread
314-5680	75A-3/4	3/4" Male Adapter-3/4" Female Thread
314-5681	75B-1/2	3/4" Female Coupler- 1/2" Male Thread
314-5682	75B-3/4	3/4" Female Coupler- 3/4" Male Thread



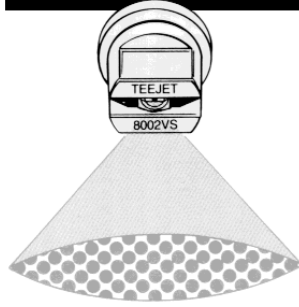
Spraying Systems

**XR TeeJet®**  
EXTENDED RANGE



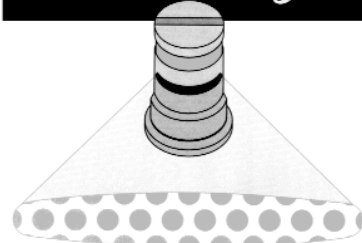
- Uniform coverage at lower pressures
- Smaller droplets at high pressures for thorough coverage
- Nozzle spacing - 20 inches
- Spraying pressure - 15-60 p.s.i.

**TeeJet®** STANDARD



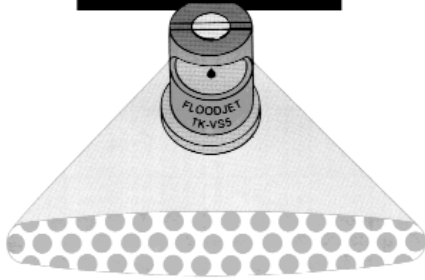
- Good spray penetration
- Uniform coverage along boom
- Nozzle spacing - 20 inches
- Spraying pressure - 30-60 p.s.i.

**Turbo FloodJet®**



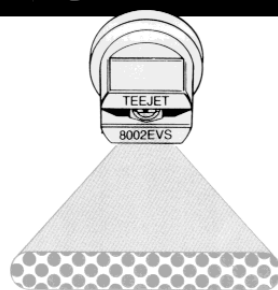
- Uniform coverage along boom
- Pre-orifice design produces large droplets to reduce drift
- Nozzle spacing - 30-40 inches
- Spraying pressure - 10-40 p.s.i.

**FloodJet®**



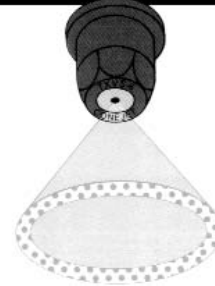
- Less clogging
- Larger droplets at low pressures
- Nozzle spacing - 40 inches
- Spraying pressure - 10-25 p.s.i.

**TeeJet®** EVEN



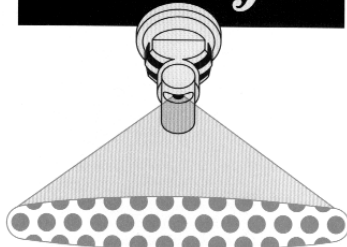
- Ideal for banding over the row or in row middles
- Uniform coverage across spray pattern
- Spraying pressure - 20-40 p.s.i.

**ConeJet®**



- Ideal for banding herbicides & insecticides with 3 nozzles over the row
- Small droplets
- Spraying pressure - 40-60 p.s.i.

**Turbo TeeJet®**



- Large round free passages to minimize clogging
- Excellent to use with automatic sprayer controls
- Excellent spray pattern quality
- Unequaled drift control from 15-90 PSI (1-6 bar)

**AI TeeJet®** Air Induction Spray Tip



- Large, air-filled drops
- Larger droplets for less drift
- Uniform coverage in broadcast spraying
- Nozzle spacing - 20 inches (50 cm)
- Spraying pressure - 30-100 PSI (3-8 bar)

-- SEE CHART ON NEXT PAGE FOR SPRAY TIP SELECTION --

PUMPS & SPRAY EQUIPMENT



Spraying Systems

# SPRAY TIP SELECTION CHART

	HERBICIDES				
	SOIL INCORPORATED	PRE-EMERGE	POST-EMERGE BAND		
			CONTACT	SYSTEMIC	
XR TEEJET EXTENDED RANGE FLAT TIP	GOOD	EXCELLENT	GOOD	EXCELLENT	
TEEJET STANDARD FLAT SPRAY TIP		GOOD	GOOD	GOOD	
TURBO FLOODJET WIDE ANGLE FLAT SPRAY TIP	EXCELLENT	EXCELLENT			
FLOODJET WIDE ANGLE FLAT SPRAY TIP	GOOD				
TEEJET EVEN FLAT SPRAY TIP					
CONEJET HOLLOW CONE SPRAY TIP		EXCELLENT	GOOD	EXCELLENT	
TURBO TEEJET WIDE ANGLE FLAT SPRAY TIP	EXCELLENT	EXCELLENT	EXCELLENT	EXCELLENT	
AI TEEJET AIR INDUCTION SPRAY TIP	EXCELLENT	EXCELLENT	GOOD	EXCELLENT	
	FUNGICIDES		INSECTICIDES		GROWTH REGULATORS
	CONTACT	SYSTEMIC	CONTACT	SYSTEMIC	
XR TEEJET EXTENDED RANGE FLAT TIP	EXCELLENT	EXCELLENT	GOOD	EXCELLENT	
TEEJET STANDARD FLAT SPRAY TIP	GOOD		GOOD		
TURBO FLOODJET WIDE ANGLE FLAT SPRAY TIP		EXCELLENT		EXCELLENT	
FLOODJET WIDE ANGLE FLAT SPRAY TIP					
TEEJET EVEN FLAT SPRAY TIP	GOOD	EXCELLENT		EXCELLENT	
CONEJET HOLLOW CONE SPRAY TIP	GOOD		EXCELLENT		GOOD
TURBO TEEJET WIDE ANGLE FLAT SPRAY TIP	GOOD (AT MEDIUM PRESSURE)	EXCELLENT	GOOD (AT MEDIUM PRESSURE)	EXCELLENT	
AI TEEJET AIR INDUCTION SPRAY TIP		EXCELLENT		EXCELLENT	

PUMPS & SPRAY EQUIPMENT



# TeeJet<sup>®</sup>



ALL SPRAY TIPS SOLD IN QUANTITIES OF 5

Teejet number designates 1/10 of a gallon output at 40 P.S.I.

**Example:**

**8001= 1/10 Gallon**

**8010=1 Gallon**

## VISIFLOW FLAT SPRAY TIPS

Flat spray pattern tip with tapered edge for uniform coverage in broadcast spraying. Spray tips packaged in quantities of 5.

**Stainless Steel** with Visiflow Color Coding.

Stocked in both 80° (8000 Series) and 110° (1100 Series)

TEEJET NO.	COLOR	MAP NO.	TEEJET NO.	COLOR	MAP NO.
TP8001VS	ORANGE	700-2981	TP11001VS	ORANGE	700-2351
TP80015VS	GREEN	700-2982	TP11002VS	YELLOW	700-2353
TP8002VS	YELLOW	700-2983	TP11003VS	BLUE	700-2354
TP8003VS	BLUE	700-2984	TP11004VS	RED	700-2355
TP8004VS	RED	700-2985	TP11005VS	BROWN	700-2356
TP8005VS	BROWN	700-2986	TP11006VS	GRAY	700-2357
TP8006VS	GRAY	700-2987	TP11008VS	WHITE	700-2358
TP8008VS	WHITE	700-2988			

**Solid Stainless Steel** last up to ten times longer than brass.

Stocked in 80° (8000 Series)-Discontinued when stock is depleted.

TEEJET NO.	MAP NO.	TEEJET NO.	MAP NO.
TP8001SS	700-2216	TP8005SS	700-2227
TP80015SS	700-2223	TP8006SS	700-2228
TP8002SS	700-2224	TP8008SS	700-2229
TP8003SS	700-2225	TP8010SS	700-2230
TP8004SS	700-2226		

**Polymer** with Visiflow Color Coding.

Stocked in both 80° (8000 Series) and 110° (1100 Series)

TEEJET NO.	COLOR	MAP NO.	TEEJET NO.	COLOR	MAP NO.
TP8002VP	YELLOW	700-2253	TP11002VP	YELLOW	700-2322
TP8003VP	BLUE	700-2254	TP11003VP	BLUE	700-2323
TP8004VP	RED	700-2255	TP11004VP	RED	700-2324
TP8005VP	BROWN	700-2256	TP11005VP	BROWN	700-2325
TP8006VP	GRAY	700-2257	TP11006VP	GRAY	700-2326
TP8008VP	WHITE	700-2259	TP11008VP	WHITE	700-2328

**PUMPS & SPRAY EQUIPMENT**

- 80° Flat Spray Tips
- 95° Flat Spray Tips
- 110° Flat Spray Tips



**VISIFLOW FLAT SPRAY TIPS**

**Solid Brass-** Stocked in 25° (2500 Series), 80° (8000 Series), 95° (9500 Series), and 110° (1100 Series).

TEEJET NO.	MAP NO.	TEEJET NO.	MAP NO.
TP2502	700-2054	TP9502	700-2443
TP2503	700-2055	TP9503	700-2444
TP800050	700-2215	TP9504	700-2445
TP8001	700-2202	TP9505	700-2446
TP80015	700-2203	TP9506	700-2447
TP8002	700-2204	TP9508	700-2448
TP8003	700-2205	TP11001	700-2302
TP8004	700-2206	TP11002	700-2304
TP8005	700-2207	TP11003	700-2305
TP8006	700-2208	TP11004	700-2306
TP8008	700-2209	TP11005	700-2307
TP8010	700-2210	TP11006	700-2308
TP9501	700-2441	TP11008	700-2309

**VISIFLOW EVEN SPRAY TIPS**

**Stainless Steel** with Visiflow Color Coding.  
 Stocked in both 80° (8000 Series) and 95° (9500 Series)  
 Priced Individually...Sold in Quantities of 5.

TEEJET NO.	COLOR	MAP NO.	TEEJET NO.	COLOR	MAP NO.
TP8001EVS	ORANGE	700-2941	TP8006EVS	GRAY	700-2947
TP8001.5EVS	GREEN	700-2942	TP8008EVS	WHITE	700-2948
TP8002EVS	YELLOW	700-2943	TP9501.5EVS	GREEN	700-3023
TP8003EVS	BLUE	700-2944	TP9502EVS	YELLOW	700-3024
TP8004EVS	RED	700-2945	TP9503EVS	BLUE	700-3025
TP8005EVS	BROWN	700-2946			

**Solid Stainless Steel-** last up to 10 times longer than brass- stocked in 80° (8000 Series). Priced Individually...Sold in Quantities of 5.  
*This series to be discontinued when stock is depleted.*

TEEJET NO.	MAP NO.	TEEJET NO.	MAP NO.
TP8001ESS	700-2921	TP8005ESS	700-2926
TP8001.5ESS	700-2922	TP8006ESS	700-2927
TP8002ESS	700-2923	TP8008ESS	700-2928
TP8003ESS	700-2924	TP8010ESS	700-2929
TP8004ESS	700-2925		

PUMPS & SPRAY EQUIPMENT

# TeeJet<sup>®</sup>



## VISIFLOW EVEN SPRAY TIPS



**Solid Brass-** stocked in 80° (8000 Series) and 95° (9500 Series).

TEEJET NO.	MAP NO.	TEEJET NO.	MAP NO.
TP8001E	700-2901	TP8010E	700-2909
TP8001.5E	700-2902	TP9501E	700-3002
TP8002E	700-2903	TP9502E	700-3003
TP8003E	700-2904	TP9503E	700-3004
TP8004E	700-2905	TP9504E	700-3005
TP8005E	700-2906	TP9505E	700-3006
TP8006E	700-2907	TP9506E	700-3007
TP8008E	700-2908	TP9508E	700-3008



## DRIFT GUARD SPRAY TIPS



**Stainless Steel Core-VisiFlow Color-Coded Body**

Tips produce large droplets to reduce drift. Tapered edge flat spray pattern. Color-coded pre-orifice is removable for cleaning operation.

Stocked in 80° and 110° flat spray pattern and 95° even spray pattern.

TEEJET NO.	COLOR	MAP NO.	TEEJET NO.	COLOR	MAP NO.
DG8001.5VS	GREEN	700-2281	DG9503EVS	BLUE	700-2314
DG8002VS	YELLOW	700-2282	DG9504EVS	RED	700-2315
DG8003VS	BLUE	700-2283	DG11001.5VS	GREEN	700-2289
DG8004VS	RED	700-2284	DG11002VS	YELLOW	700-2290
DG8005VS	BROWN	700-2285	DG11003VS	BLUE	700-2291
DG9501.5EVS	GREEN	700-2312	DG11004VS	RED	700-2292
DG9502EVS	YELLOW	700-2313	DG11005VS	BROWN	700-2293

**PUMPS & SPRAY EQUIPMENT**

"XR" Extended Range Flat Stainless Steel

"XR" Extended Range Flat Ceramic Core



**"XR" EXTENDED RANGE FLAT SPRAY TIPS**



**Stainless Steel Core**

Visi-Flow Color-Coded Body

- Excellent spray distribution over a wide range of pressures (15-60 PSI)
- Ideal for rigs equipped with sprayer controllers
- Reduces drift at lower pressures- better coverage at higher pressures

TEEJET NO.	COLOR	MAP NO.	TEEJET NO.	COLOR	MAP NO.
XR8001VS	ORANGE	700-2240	XR11001VS	ORANGE	700-2341
XR80015VS	GREEN	700-2241	XR110015VS	GREEN	700-2342
XR8002VS	YELLOW	700-2242	XR11002VS	YELLOW	700-2343
XR8003VS	BLUE	700-2243	XR11003VS	BLUE	700-2344
XR8004VS	RED	700-2244	XR11004VS	RED	700-2345
XR8005VS	BROWN	700-2245	XR11005VS	BROWN	700-2346
XR8006VS	GRAY	700-2246	XR11006VS	GRAY	700-2347
XR8008VS	WHITE	700-2247	XR11008VS	WHITE	700-2348

PUMPS & SPRAY EQUIPMENT



**"XR" EXTENDED RANGE FLAT SPRAY TIPS CERAMIC CORE**



**Ceramic Core- Visi-Flow Color-Coded Body**

- Excellent spray distribution over a wide range of pressures (15-60 PSI)
- Ideal for rigs equipped with sprayer controllers
- Reduces drift at lower pressures- better coverage at higher pressures

TEEJET NO.	COLOR	MAP NO.
XR8003VK	BLUE	700-2233
XR8004VK	RED	700-2234
XR8005VK	BROWN	700-2235
XR8006VK	GRAY	700-2236
XR8008VK	WHITE	700-2237





# TeeJet™

## FLOODJET SPRAY TIP



**Wide Angle Flat Spray Tips**-Excellent tips for broadcast spraying due to wide deflector type spray pattern. Available in solid brass (TK Series), solid stainless steel (TKSS Series) and stainless steel with color-coded body (TKVS Series).

TEEJET NO.	COLOR	MAP NO.	TEEJET NO.	COLOR	MAP NO.
TK1	BRASS	700-3103	TKSS2.5	STAINLESS	700-3126
TK1.5	BRASS	700-3104	TKSS3	STAINLESS	700-3127
TK2	BRASS	700-3105	TKSS4	STAINLESS	700-3128
TK2.5	BRASS	700-3106	TKSS5	STAINLESS	700-3129
TK3	BRASS	700-3107	TKSS7.5	STAINLESS	700-3130
TK4	BRASS	700-3108	TKSS10	STAINLESS	700-3131
TK5	BRASS	700-3109	TKSS15	STAINLESS	700-3135
TK7.5	BRASS	700-3110	TKVS2	RED	700-3165
TK10	BRASS	700-3111	TKVS2.5	BROWN	700-3166
TK15	BRASS	700-3115	TKVS3	GRAY	700-3167
TK20	BRASS	700-3119	TKVS4	WHITE	700-3168
TKSS1	STAINLESS	700-3123	TKVS5	BLUE	700-3169
TKSS1.5	STAINLESS	700-3124	TKVS7.5	GREEN	700-3170
TKSS2	STAINLESS	700-3125	TKVS10	BLACK	700-3171



## TURBO FLOODJET SPRAY TIP



### Wide Angle Flat Spray Tip

- Excellent spray distribution for uniform coverage along the boom
- Nozzle design incorporates pre-orifice to produce larger droplets for less drift
- Large round orifice reduces clogging
- Stocked Stainless Steel with color-coding (Series TFVS) and Polymer with color-coding (Series TFVP)

TEEJET NO.	COLOR	MAP NO.	TEEJET NO.	COLOR	MAP NO.
TFVS2	RED	700-3185	TFVP2	RED	700-3192
TFVS2.5	BROWN	700-3186	TFVP2.5	BROWN	700-3193
TFVS3	GRAY	700-3187	TFVP3	GRAY	700-3194
TFVS4	WHITE	700-3188	TFVP4	WHITE	700-3195
TFVS5	BLUE	700-3189	TFVP5	BLUE	700-3196
TFVS7.5	GREEN	700-3190	TFVP7.5	GREEN	700-3197
TFVS10	BLACK	700-3191	TFVP10	BLACK	700-3198

# TeeJet<sup>®</sup>



## "AI" AIR INDUCTION TIPS



### Stainless Steel with VisiFlow Color-Coding

- Stainless steel insert produces tapered edge flat spray pattern for uniform coverage in broadcast spraying
- Larger droplets for less drift
- Depending on chemical, produces large air-filled drops through the use of a venturi air aspirator

TEEJET NO.	COLOR	MAP NO.	TEEJET NO.	COLOR	MAP NO.
AI11001.5VS	GREEN	700-2381	AI11004VS	RED	700-2385
AI11002VS	YELLOW	700-2382	AI11005VS	BROWN	700-2386
AI11002.5VS	TURQUOISE	700-2383	AI11006VS	GRAY	700-2387
AI11003VS	BLUE	700-2384	AI11008VS	WHITE	700-2388



## TURBO JET SPRAY TIP



### Wide Angle Flat Spray Tips

- Tapered edge wide angle flat spray pattern for uniform coverage in broadcast spraying
- Large round passage for less clogging
- Excellent resistance to corrosive solutions
- Large droplets for less drift
- Polymer body with color-coding

TEEJET NO.	COLOR	MAP NO.	TEEJET NO.	COLOR	MAP NO.
TT11001VP	ORANGE	700-2371	TT11004VP	RED	700-2375
TT11001.5VP	GREEN	700-2372	TT11005VP	BROWN	700-2376
TT11002VP	YELLOW	700-2373	TT11006VP	GRAY	700-2377
TT11003VP	BLUE	700-2374	TT11008VP	WHITE	700-2379

# TeeJet<sup>®</sup>



## TWINJET TIPS



### TWINJET

Twin Flat Spraytips- Stainless Steel with Color-Coding

- Penetrates crop residue or dense foliage
- Smaller droplets for thorough coverage
- Better spray distribution along boom than with hollow cone nozzles

TEEJET NO.	COLOR	MAP NO.
TJ608002VS	YELLOW	700-1888
TJ608003VS	BLUE	700-1889
TJ608004VS	RED	700-1890
TJ608006VS	GRAY	700-1891



## CONEJET SPRAY TIP



### Hollow Cone Spray Tips


- Ideal for banding with two or three nozzles over the row
- Finely atomized spray pattern provides thorough coverage. Available in Poly body with ceramic orifice (Series TXVK), Poly body with stainless steel orifice (Series TXVS) and Solid Brass (Series TX)

TEEJET NO.	COLOR	MAP NO.	TEEJET NO.	COLOR	MAP NO.
TXVK4	GREEN	700-3670	TXVS26	LT BLUE	700-3658
TXVK6	RED	700-3671	TX1	BRASS	700-3601
TXVK8	GRAY	700-3672	TX1.5	BRASS	700-3613
TXVK10	BLACK	700-3673	TX2	BRASS	700-3602
TXVK12	BROWN	700-3674	TX3	BRASS	700-3603
TXVK18	ORANGE	700-3675	TX4	BRASS	700-3604
TXVS1	DK BLUE	700-3648	TX5	BRASS	700-3605
TXVS2	WHITE	700-3649	TX6	BRASS	700-3606
TXVS3	YELLOW	700-3650	TX8	BRASS	700-3607
TXVS4	GREEN	700-3651	TX10	BRASS	700-3608
TXVS6	RED	700-3652	TX12	BRASS	700-3609
TXVS8	GRAY	700-3653	TX14	BRASS	700-3610
TXVS10	BLACK	700-3654	TX18	BRASS	700-3611
TXVS12	BROWN	700-3655	TX22	BRASS	700-3614
TXVS18	ORANGE	700-3657	TX26	BRASS	700-3612

# TeeJet<sup>®</sup>

All Priced Individually...  
Sold in Quantities of 5.

## LIVESTOCK COOLING TIPS



Tip designed for a fine mist (2 gallons per hour) at standard nozzle pressure of 40 PSI for cooling of livestock.

PART NO.  
700-3641

TEEJET NO.  
T2W

## OFFCENTER SPRAY TIP



### Flat Spray Tips

Mostly used in double and single swivel nozzle bodies to obtain wide spray swath. Internally threaded for use with either threaded or flanged strainers. Solid brass material.

TEEJET NO.	MAP NO.	TEEJET NO.	MAP NO.
OC-01	700-2011	OC-08	700-2005
OC-02	700-2013	OC-10	700-2002
OC-03	700-2014	OC-20	700-2003
OC-04	700-2015	OC-40	700-2004
OC-06	700-2007	OC-80	700-2006

## FULLJET SPRAY TIP



### WIDE ANGLE FULL CONE SPRAY TIPS

Used on spray rigs with sprayer controllers. Feature large droplets to reduce drift and wide spray angle to allow use on 40" spacings. Stainless steel with Visiflo color coding.



TEEJET NO.	COLOR	MAP NO.
FL5VS	BROWN	700-3400
FL65VS	GRAY	700-3401
FL8VS	WHITE	700-3402
FL10VS	LT BLUE	700-3403

PUMPS & SPRAY EQUIPMENT



## BRASS CORES

SOLD IN QUANTITIES OF 5



STANDARD CORES ARE MADE OF BRASS. ALL CORES ARE MADE WITH REAR "NIBS"... BE SURE CORE IS ALWAYS PLACED WITH THE "NIB" FACING THE NOZZLE BODY.

PART NO.	CORE SIZE
700-5101	DC-13
700-5102	DC-23
700-5103	DC-25
700-5106	DC-45
700-5107	DC-46
700-5108	DC-56

## CERAMIC CORES

SOLD IN QUANTITIES OF 5



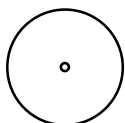
PART NO.	CORE SIZE
700-5150	DC13-CER
700-5152	DC23-CER
700-5153	DC25-CER
700-5156	DC45-CER
700-5157	DC47-CER
700-5158	DC56-CER

## NYLON CORES

SOLD IN QUANTITIES OF 5



PART NO.	CORE SIZE
700-5120	DC13-NY
700-5121	DC23-NY
700-5122	DC25-NY
700-5123	DC45-NY
700-5124	DC46-NY
700-5125	DC56-NY



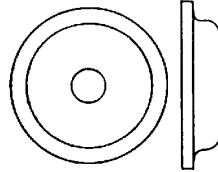
## STAINLESS STEEL PART NO. MFG NO.

### ORIFICE DISCS

SOLD IN QUANTITIES OF 5

700-5256	4916-103
700-5221	4916-37
700-5230	4916-49
700-5246	4916-78

## ORIFICE DISCS



700-5000

### TYPE D

STANDARD TYPE D ORIFICE DISC MADE OF HARDENED STAINLESS STEEL.

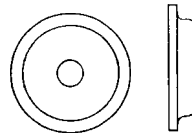
### PART NO.

### Core Size

700-5000	D-1
700-5001	D-2
700-5002	D-3
700-5003	D-4
700-5004	D-5
700-5005	D-6
700-5006	D-7
700-5007	D-8
700-5008	D-10
700-5009	D-12
700-5010	D-14
700-5019	D-16

## CERAMIC ORIFICE DISCS

### STANDARD TYPE D ORIFICE DISC



### PART NO.

### CORE SIZE


700-5011	DCER-2
700-5012	DCER-3
700-5013	DCER-4
700-5014	DCER-5
700-5015	DCER-6
700-5017	DCER-8
700-5018	DCER-10

**PUMPS & SPRAY EQUIPMENT**

Boomjet Nozzles

Replacement Parts for Boomjet

Veejet Top Nozzles, OC Tips + Repairs, Boomless Nozzles



# BoomJet® NOZZLES

**TYPE 5880-3/4" NPT FEMALE  
BACK INLET CONNECTION.  
WEIGHTS: BRASS 2 POUNDS.**

TYPE 5880 BOOMJET NOZZLES COMBINE TWO OFF-CENTER TIPS AND THREE VEEJET NOZZLES TO PRODUCE AN OVERALL WIDE SWATH FLAT SPRAY. NOZZLE ASSEMBLY PROVIDES GOOD DISTRIBUTION FOR THE WIDE PATTERN COVERAGE OBTAINED. SUPPLIED WITH ONE ADDITIONAL 1/4" NPT PIPE PLUG AND ONE BLANK TIP... FOR EACH SETTING BOOMJET TO SPRAY TO ONE SIDE ONLY. TYPE 5880 ALSO HAS A 1/4" NPT PRESSURE GAUGE PORT.

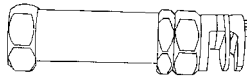
PART NO.	BOOMJET NOZZLE NO.	OC TIPS (TWO)	VEEJET TOP NOZZLES (TWO)	VEEJET BOTTOM NOZZLE	LIQUID PSI	TOTAL CAPACITY GPM	"W" FEET	GALLONS PER ACRE				
								4 MPH	5 MPH	7.5 MPH	10 MPH	15 MPH
700-101	5880-3/4-2TOC06	OC06	H1/4VV-1506	H1/4VV-9502 WITH 50 MESH STRAINER	20	1.8	33 1/2	6.8	5.4	3.5	2.7	1.8
					30	2.3	34	8.2	6.6	4.4	3.3	2.2
					40	2.3	34 1/2	9.3	7.5	5.0	3.7	2.5
700-102	5880-3/4-2TOC10	OC10	H1/4U-0508HE	H1/4VVL-11004 WITH 50 MESH STRAINER	20	2.8	39 1/2	8.9	7.1	4.7	3.5	2.4
					30	3.5	40	10.7	8.6	5.7	4.3	2.9
					40	4.0	40 1/2	12.2	9.8	6.5	4.9	3.3
700-103	5880-3/4-2TOC20	OC20	H1/4U-0520HE	H1/4VVL-9506 WITH 50 MESH STRAINER	20	6.1	47	16.0	12.8	8.5	6.4	4.3
					30	7.4	50	18.4	14.7	9.8	7.4	4.9
					40	8.6	52	20	16.4	10.9	8.2	5.5
700-104	5880-3/4-2TOC40	OC40	H 1/4 U-0540HE	H1/4U9510	20	12.0	56	27	14.2	14.2	10.6	7.1
					30	14.7	60	30	16.2	16.2	12.1	8.1
					40	17.0	63	33	17.8	17.8	13.4	8.9

## REPLACEMENT PARTS FOR BOOMJET NOZZLES

MAP NO.	TEEJET NO.	DESCRIPTION
700-2001	OC-06	Off center tip for 2T0C06 boomjet
700-2002	OC-10	Off center tip for 2T0C10 boomjet
700-2003	OC-20	Off center tip for 2T0C20 boomjet
700-2004	OC-40	Off center tip for 2T0C40 boomjet
700-1338	CP3819	Brass cap for boom jet nozzle
700-109	CP4784AL	Tip Gasket ( Aluminum-2 Required)
700-681	CP2812	1/4" Brass Pipe Plug
700-5501	H1/4VV-1506	Top nozzle for 2T0C06 boomjet
700-5502	H1/4U-0508HE	Top nozzle for 2T0C10 boomjet
700-5503	H1/4U-0520HE	Top nozzle for 2T0C20 boomjet
700-5504	H1/4U-0540HE	Top nozzle for 2T0C40 boomjet
700-5511	H1/4VV-9502	Bottom nozzle for 2T0C06 boomjet
700-5512	H1/4VVL-11004	Bottom nozzle for 2T0C10 boomjet
700-5513	H1/4VVL-9506	Bottom nozzle for 2T0C20 boomjet
700-5514	H1/4U-9510	Bottom nozzle for 2T0C40 boomjet

## BOOMLESS NOZZLES

A popular nozzle. Just screw it into a piece of pipe and hook in a quickacting valve, and you have a spray for tractor, or truck that will cover a strip up to 56 feet wide. Provides even thorough spray distribution. Fitted with 2 caps, one for 180 and one for 90. To change from one spray pattern to the other, simply take out two screws, and interchange caps.



Data at 36" height

PART NO.	MFG. NO.	GPM	CONN.	MATERIAL
700-191	6530	5	1/2" IPT	BRASS
700-192	6540	10	1/2" IPT	BRASS
700-193	6550	20	1/2" IPT	BRASS

**DESCRIPTION**  
700-194 BRASS SCREW FOR BOOM-  
LESS NOZZLE

### Operating Data of 180° Tips & Nozzles\*

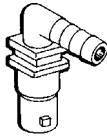
Orifice No.	PSI	GPM Swath		Gallons Per Acre				
		180°	180°	3 MPH	4 MPH	5 MPH	8 MPH	10 MPH
#5	30	1.7	44'	6.4	4.8	3.8	2.4	1.9
	40	2.0	46'	7.2	5.4	4.3	2.7	2.2
	50	2.2	48'	7.6	5.7	4.5	2.9	2.3
	60	2.4	50'	7.9	5.9	4.8	3.0	2.4
#10	30	3.7	50'	12.2	9.2	7.3	4.6	3.7
	40	4.2	50'	13.9	10.4	8.3	5.2	4.2
	50	4.6	52'	14.6	10.9	8.8	5.5	4.4
	60	5.0	52'	15.8	11.9	9.5	5.9	4.8
#20	30	5.1	54'	15.6	11.6	9.3	5.8	4.7
	40	5.9	54'	18.0	13.5	10.8	6.8	5.4
	50	6.7	56'	19.7	14.8	11.8	7.4	5.9
	60	7.1	58'	20.2	15.1	12.1	7.6	6.1

\* 90° Tips and Nozzles Have Same GPA but 1/2 GPM and Swath

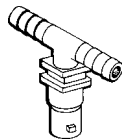
PUMPS & SPRAY EQUIPMENT

# Quick TeeJet<sup>®</sup> SYSTEM

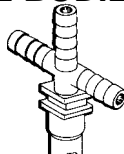
## NYLON HOSE SHANKS QUICK TEEJET NOZZLE BODIES



SINGLE




DOUBLE




TRIPLE

PART NO.	TYPE	SIZE	MFG. NO.
700-1441	SINGLE	3/8"	18635-111-406-NYB
700-1442	SINGLE	1/2"	18638-111-540-NYB
700-1443	SINGLE	3/4"	18719-111-785-NYB
700-1444	DOUBLE	3/8"	18636-112-406-NYB
700-1445	DOUBLE	1/2"	18639-112-540-NYB
700-1446	DOUBLE	3/4"	18720-112-785-NYB
700-1447	TRIPLE	3/8"	18637-113-406-NYB
700-1448	TRIPLE	1/2"	18640-113-540-NYB
700-1449	TRIPLE	3/4"	18721-113-785-NYB


## QJ200 SERIES - QUICK TEEJET NOZZLE BODIES WITH CHECK VALVE



SINGLE



DOUBLE

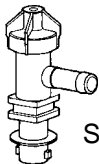


TRIPLE

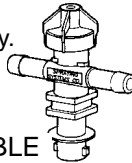
PART NO.	TYPE	SIZE	MFG. NO.
700-1416	SINGLE	3/8"	19349-211-406-NYB
700-1419	SINGLE	1/2"	19349-211-540-NYB
700-1420	SINGLE	3/4"	19349-211-785-NYB
700-1421	DOUBLE	3/8"	19350-212-406-NYB
700-1422	DOUBLE	1/2"	19350-212-540-NYB
700-1423	DOUBLE	3/4"	19350-212-785-NYB
700-1424	TRIPLE	3/8"	19351-213-406-NYB
700-1425	TRIPLE	1/2"	19351-213-540-NYB
700-1426	TRIPLE	3/4"	19351-213-785-NYB

## QJ300 SERIES

Hi-Pressure Quick TeeJet Nozzle Body.  
Max Pressure 300 psi.



SINGLE



DOUBLE

PART NO.	MFG. NO.	TYPE	HOSE I.D.
700-1427	22251-311-375-NYB	SINGLE	3/8"
700-1428	22251-311-500-NYB	SINGLE	1/2"
700-1429	22251-311-750-NYB	SINGLE	3/4"
700-1430	22252-312-375-NYB	DOUBLE	3/8"
700-1431	22252-312-500-NYB	DOUBLE	1/2"
700-1432	22252-312-750-NYB	DOUBLE	3/4"

## HOSE DROPS

FOR USE WITH QUICK TEEJET BODIES




INLET CONN.  
QUICK TEEJET TYPE

OUTLET CONN.  
1/4" NPT(M)

PART NO.	HOSE DROP NO.	LENGTH
700-4102	QJ21353-6-15	15"
700-4103	QJ21353-6-24	24"

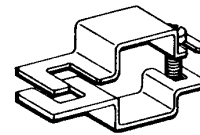
## QUICK JET CLAMPS

CLAMP SUB-ASSEMBLIES FOR ALL QUICK TEEJET NOZZLE BODIES FOR DRY BOOMS



PART NO.	SIZE	ROUND TUBE SIZE
700-1433	1/2"	QJ111-1/2
700-1434	3/4"	QJ111-3/4
700-1435	1"	QJ111-1
700-1436	1 1/4"	QJ111-1 1/4

SOLD IN QUANTITIES OF 5

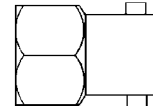


PART NO.	SIZE	SQUARE TUBE SIZE
700-1437	3/4"	QJ111SQ-3/4
700-1438	1"	QJ111SQ-1
700-1439	1 1/4"	QJ111SQ-1 1/4
700-1440	1 1/2"	QJ111SQ-1 1/2

SOLD IN QUANTITIES OF 5


## ADAPTERS

QJT-NYB QUICK TEEJET ADAPTER WITH 11/16"-16 TEEJET THREAD



PART NO.	MFG. NO.
700-1450	QJTNYB
700-1459	19191EPR GASKET

QJT8360-NYB DIAPHRAGM CHECK VALVE QUICK TEEJET BODY SUB-ASSEMBLY FITS TEEJET BODIES WITH 11/16"-16 TEEJET THREAD



PART NO.	MFG. NO.
700-1451	QJT8360-NYB
*700-1452	20266EPDM GASKET

\* SOLD IN QUANTITIES OF 12

**PUMPS & SPRAY EQUIPMENT**

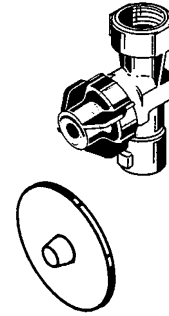
Quick Teejet Adapters, Diaphragms for Check Valves  
 Parts for Wet Boom  
 Shut-Off Cap, Quickjet Outlet Adapter

# Quick TeeJet<sup>®</sup> SYSTEM

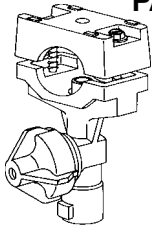
## QUICKJET DIAPHRAGM NOZZLE BODIES

These diaphragm bodies allow use of QuickJet System from 1/4" pipe or 11/16" Teejet thread. Features Chemsaver No-Drip shutoff and EPDM diaphragm.

PART NO.	TEEJET NO.	DESCRIPTION
700-1409	QJ835514-NYB	1/4" Female Thread Inlet
700-1410	QJ8360-NYB	1/4" Male Thread Inlet
700-1451	QJT8360-NYB	11/16" Female Thread Inlet
700-1452	CP20266-EPDM	EPDM Gasket Only
700-1701	CP21953-EPR	Rubber Gasket Only
700-1706	CP21953-VI	VITON Gasket Only
700-1703	2195010-NYB	Nozzle Body End Cap



### PARTS FOR WET BOOM



QJ17560 SPLIT-EYELET  
 DIAPHRAGM CHECK  
 VALVE QUICK TEEJET  
 NOZZLE BODY ASSEMBLIES.

PART NO.	MFG NO.	TO CLAMP ON
700-1401	QJ17560-1/2-NYB	1/2" PIPE
700-1402	QJ17560-3/4-NYB	3/4" PIPE

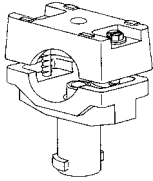
### QUICKJET BODY ADAPTERS

Permits use of the Quickjet System with 1/4" Male/Female Connections and 11/16" Teejet Threads.



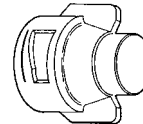
PART NO.	TEEJET NO.	DESCRIPTION
700-1413	QJ14TT-NYB	1/4" Male Thread Adapter
700-1457	QJ14T-NYB	1/4" Female Thread Adapter
700-1414	2267414-NYB	1/4" Female Thread Adapter 45°

QJ7421 SPLIT-EYELET  
 QUICK TEEJET NOZZLE  
 BODY ASSEMBLIES



PART NO.	MFG NO.	TO CLAMP ON
700-1404	QJ7421-1/2-NYB	1/2" PIPE
700-1405	QJ7421-3/4-NYB	3/4" PIPE
700-1406	QJ7421-1-NYB	1" PIPE

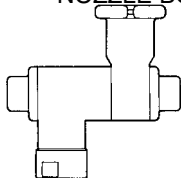
### SHUT-OFF CAP



PART NO.	TEEJET NO.	DESCRIPTION
700-1616	19843-NYR	SHUT-OFF CAP & GASKET

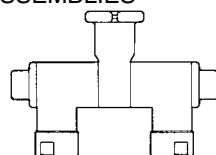
**SOLD IN QUANTITIES OF 5**

QJ8600 SWIVEL QUICK TEEJET  
 NOZZLE BODY ASSEMBLIES



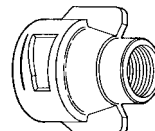
**SINGLE**

PART NO.	DESCRIPTION	MFG. NO.
700-1417	SINGLE	QJ8600-1/4-NY
700-1418	DOUBLE	QJ8600-2-1/4-NY



**DOUBLE**

### QUICKJET OUTLET ADAPTER



QJ 4676-1/4-N

QUICK TEEJET ADAPTER PERMITS USE OF STANDARD 1/4" NPT(M) NOZZLES WITH QUICK TEEJET BODY ASSEMBLIES. AVAILABLE WITH 1/4" NPT(F) OUTLET CONN. MADE OF CELCON WITH EPDM SEAT GASKET.

PART NO.	SIZE
700-1612	1/4"

**SOLD IN QUANTITIES OF 5**

PUMPS & SPRAY EQUIPMENT

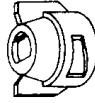


# Quick TeeJet<sup>®</sup> SYSTEM

## NOZZLE CAPS

ALL CAPS SOLD IN QUANTITIES OF 5

Quick Teejet Cap



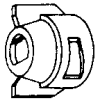
Seat Gasket

CP19438-EPR  
(EPDM)  
standard  
700-1453

THE QUICK TEEJET CAPS ARE DESIGNED WITH GROOVES THAT FIT LOCATING LUGS ON THE NOZZLE BODY. CAPS ARE MADE OF NYLON AND ARE AVAILABLE FOR USE WITH ALL TEEJET SPRAY TIPS.

MAXIMUM OPERATING PRESSURE 300 PSI.

### TEEJET FLAT SPRAY TIPS (SMALLER CAPACITIES)



25611-NY

STANDARD	SIZES SMALLER THAN		
LP (BRASS)	--01	THRU	--08
LP (SS)	--01	THRU	--08
XR	--01	THRU	--08
DG	--01	THRU	--05

PART NO.	TEEJET NO.	COLOR
700-1506	CP25611-1-NY	BLACK
700-1507	CP25611-2-NY	WHITE
700-1508	CP25611-3-NY	RED
700-1509	CP25611-4-NY	BLUE
700-1510	CP25611-5-NY	GREEN
700-1511	CP25611-6-NY	YELLOW
700-1512	CP25611-7-NY	BROWN
700-1513	CP25611-8-NY	ORANGE

FOR USE WITH TJ TWINJET AND  
AI TEEJET SPRAY TIPS.



25597-NY

PART NO.	TEEJET NO.	COLOR
700-1546	CP25597-1-NY	BLACK
700-1547	CP25597-2-NY	WHITE
700-1548	CP25597-3-NY	RED
700-1549	CP25597-4-NY	BLUE
700-1550	CP25597-5-NY	GREEN
700-1551	CP25597-6-NY	YELLOW
700-1552	CP25597-7-NY	BROWN
700-1553	CP25597-8-NY	ORANGE



CP25609

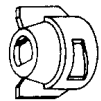
For use with teejet flat spray tips larger capacities  
Standard tips - 10 thru 20 XR tips - 10 thru 15

PART NO.	TEEJET NO.	COLOR
700-1527	CP25609-2-NY	White
700-1528	CP25609-3-NY	Red
700-1529	CP25609-4-NY	Blue
700-1532	CP25609-7-NY	Brown
700-1533	CP25609-8-NY	Orange



PART NO.	DESCRIPTION
700-1453	SEAT GASKET-CP19438-EPR-EPDM
700-1454	Seat Gasket-CP19438VI-VITON

SOLD IN QUANTITIES OF 12

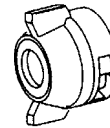


CP25599

For use with turbo floodjet tips TK-VS floodjet tips

PART NO.	TEEJET NO.	COLOR
700-1570	CP25599-1-NY	Black
700-1571	CP25599-3-NY	Red
700-1572	CP25599-4-NY	Blue
700-1573	CP25599-6-NY	Yellow
700-1574	CP25599-8-NY	Orange

## CAP FOR CERAMIC DISC CORE



PART NO.	TEEJET NO.	COLOR
700-1618	CP26278-1-NY	BLACK

TYPE TX, TG(THRU-5),  
FL CONE SPRAY TIPS AND TK FLOODJET  
SPRAY TIPS

25607-NY



PART NO.	TEEJET NO.	COLOR
700-1536	CP25607-1-NY	BLACK
700-1537	CP25607-2-NY	WHITE
700-1538	CP25607-3-NY	RED
700-1539	CP25607-4-NY	BLUE
700-1540	CP25607-5-NY	GREEN
700-1541	CP25607-6-NY	YELLOW
700-1542	CP25607-7-NY	BROWN
700-1543	CP25607-8-NY	ORANGE

## SEAT GASKET FOR TEEJET DISC CORE

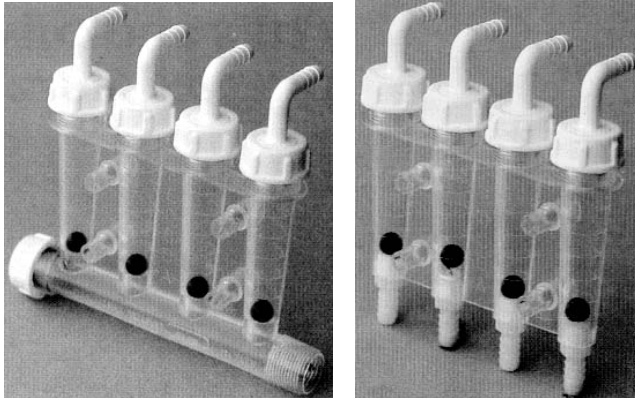


PART NO.	DESCRIPTION
700-1463	SEAT GASKET-CP18999-EPR

SOLD IN QUANTITIES OF 12

# REDBALL® SPRAY MONITOR

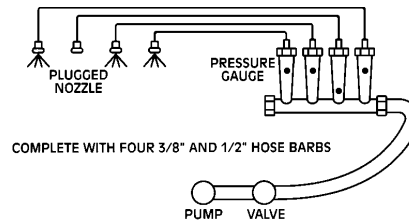
- *Rugged, reliable design*
- *Easy to install and use*
- *Detection of plugged nozzles*
- *Detection of worn or damaged tip*
- *Detection of leaks in hoses and connections*
- *Increase yields by proper application.*



Accurately monitor the flow rate on your liquid fertilizer and chemical application equipment. Redball does it efficiently and inexpensively.

If you have spray tips or fertilizer orifices you can't see, why take a chance on plugged nozzles when you can use a Redball Spray Monitor.

Here's how simple it works... and it does.



**MANIFOLD MODEL**  
 700-8100

**SQUEEZE PUMP MODELS**  
 700-8101  
 700-8102

PART NO.	MFG NO.	DESCRIPTION
*700-8100	3376-0002	Spray Monitor Manifold 4 Row Unit - 3/8" & 1/2"
*700-8101	3376-0004	Spray Monitor 4 Row Unit - 3/8" Squeeze
*700-8102	3376-0005	Spray Monitor 4 Row Unit - 1/2" Squeeze

\*Minimum order quantity is 6 (6 per carton)

ITEM	PART NO.	MFG NO.	DESCRIPTION
1	700-8110	8165105	Ball, Red Glass (Sold in sets of 4)
2	700-8111	8165100	Ball, Red Plastic (Sold in sets of 4)
3	700-8112	8165101	Ball, Green Plastic (Sold in sets of 4)
4	700-8113	SS316-200	Ball, Stainless steel (Sold in sets of 4)
5	700-8114	B35-M	Nut, Monitor poly
6	700-8115	8202100	Disk, Blank
7	700-8116	C38-EL	Elbow 3/8" 90° w/retaining tips (Standard)
8	700-8117	C12-EL	Elbow, 1/2" 90° w/retaining tips
9	700-8118	8165400	Washer 3/4" monitor EPDM (Standard)
10	700-8119	8165401	Washer, 3/4" monitor Viton

PUMPS & SPRAY EQUIPMENT

## NUTRA - SOL

### FOR CLEANING SPRAY RIGS

- Neutralizes acidic chemicals.
- Helps reduce contamination when changing from one chemical to another.
- Assures accurate dosage by removing chemicals from previous batch.
- Reduces strainer clogging and minimizes nozzle wear.

PART NO.	SIZE
421-600	2 LB

SOLD IN QUANTITIES OF 12



## **TeeJet**® CLEANING BRUSH



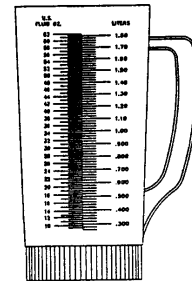
THE TEEJET TIP BRUSH IS DESIGNED TO SAFELY REMOVE DEBRIS FROM PLUGGED SPRAY TIPS. THE SOFT NYLON BRISTLES WILL NOT DAMAGE SPRAY TIPS.

PART NO.  
700-21

TEEJET NO.  
CP20016-NY

## **TeeJet**® CALIBRATION CONTAINER

60 OUNCE CAPACITY DUAL SCALE IN U.S. AND METRIC GRADUATIONS MOLDED POLYPROPYLENE CONSTRUCTION FOR CHEMICAL RESISTANCE AND DURABILITY



PART NO.  
700-23

TEEJET NO.  
CP24034




## **TEEJET TIP TESTER**

PART NO.    TEEJET NO.  
700-6312    37670

- Allows checking of spray tips flow rates in minutes
- Two adapters provided to fit all types of conventional and quick-attach nozzle caps
- Tester supplied with nozzle cleaning brush
- Compartment for storage of brush and extra spray tips

## CHEMICAL SAFETY GEAR



### ZIPPER FRONT TYVEK COVERALLS

- Set-in Sleeve Design Pattern for improved worker comfort!
- Coveralls meet or exceed ANSI/ISEA 101-1993! Less rip and tear-outs!
- Coveralls are manufactured under a new Garment Quality System called Tyvec Protective Wear.

**PART NO.**

752-8201

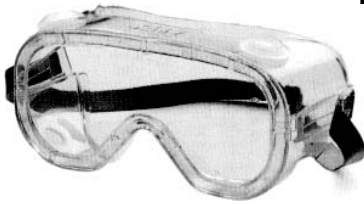
752-8202

**MFG. NO.**

1412-L

1412-XL

## EYE SAFETY PRODUCTS



**PART NO.**

752-8110

Economical 4-vent indirect vent model provides excellent protection and wearer comfort.



### DESIGNER SAFETY EYEWEAR

Cudas™ spectacles are great looking and comfortable safety glass. There's no pressure on your head, no distortion and no fogging. They feature a sleek Cudaslide temple that adjusts to five positions for individual fit. The optical grade polycarbonate lens provides 99.9% UV protection to reduce eye strain in sunny, outdoor environments. The separate, nylon nosepiece offers greater comfort and a snug, non-slip fit.



**PART NO.**

752-8103

350-0001

350-0010

752-8113

**DESCRIPTION**

Display (Glasses Sold Separately)

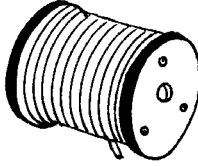
Clear Safety Glasses

Gray Safety Glasses

Clear Face Shield

### RED P.V.C. SPRAY HOSE

This hose is high quality specifically compounded synthetic cover and Tube. Will stand up to many agricultural spray solutions such as lasso, insecticides, and fungicides. Packed on mini reels.




PRICED PER FT.

PART NO.	SIZE I.D.	WORKING PRESSURE	FT. PER REEL
301-4408	1/4"	300	300
301-4412	3/8"	300	300
301-4416	1/2"	250	300
301-4420	5/8"	200	300
301-4424	3/4"	200	300
301-4432	1"	150	300

### RED RUBBER SPRAY HOSE

Epdm solution agricultural spray hose for spraying pesticides, insecticides and fertilizers with a water base. Durable and long lasting epdm cover and tube have excellent resistance to sunlight, ozone, heat, chemical action and abrasion.



PRICED PER FT.

PART NO.	SIZE I.D.	WORKING PRESSURE	FT. PER REEL
301-1408	1/4"	200	750'
301-1412	3/8"	200	650'
301-1416	1/2"	200	500'
301-1420	5/8"	200	400'
301-1424	3/4"	200	350'
301-1432	1"	200	250'
301-1340	1-1/4"	200	250'
301-1348	1-1/2"	200	200'

### HIGH PRESSURE AG-SPRAY HOSE

Ag spray is a chemical spray hose designed for medium and high pressure agriculture spraying. Features include: fuel and solvent resistant tubes increase service life and enables a wide range of chemicals to be used, tough abrasion-resistant outer cover for long life, flexible for ease of handling, wide temperature range-from 14° F to 140° F. Ideal for spray booms, pest control spray lines, orchard spraying, nursery, lawn and turf spraying, and chemical transfer.

PRICED PER FT.

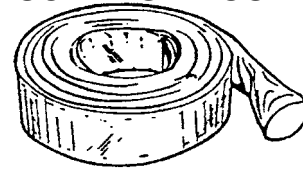
PART NO.	SIZE I.D.	WORKING PRESSURE	FT PER REEL
301-4612	3/8"	600	300
301-4616	1/2"	600	300

### EVA ANHYDROUS AMMONIA HOSE

PART NO.	SIZE I.D.	WORKING PRESSURE AT 70°
300-1312	3/8"	50
300-1316	1/2"	50

500 FEET PER ROLL - PRICED PER FT.

### DISCHARGE HOSE



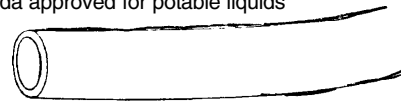
Lay flat design pvc lightweight and flexible. This hose is easy to roll and carry. Strong and weather proof will not absorb water, resistant to oils, greases, acids and many chemicals, abrasion, mildew and rot. Performance range is from 5 F to 125 F.

PRICED PER FT.

PART NO.	SIZE I.D.	WORKING PRESSURE	FT. PER REEL
301-6148	1-1/2"	85	300
301-6164	2"	70	300
301-6172	3"	85	300

### CLEAR VINYL HOSE

Good resistance to oils, acids, alkalids and many solvents except for ethers, key tones and aromatic hydro carbons. Non-toxic fda approved for potable liquids




100 FEET PER ROLL

PRICED PER FT.

PART NO.	SIZE I.D.	WORKING PRESSURE	WALL THICKNESS
301-2708	1/4"	70	1/16"
301-2712	3/8"	65	1/8"
301-2716	1/2"	45	1/8"
301-2724	3/4"	35	1/8"
301-2732	1"	30	1/8"
301-2720	5/8"	30	1/8"

### CLEAR VINYL HOSE REINFORCED W/ POLYESTER YARN

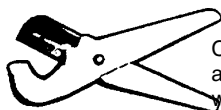
To reduce elongation under pressure.



100 FEET PER ROLL

PRICED PER FT.

PART NO.	SIZE I.D.	WORKING PRESSURE AT 70°F	122°F
301-4508	1/4"	250	150
301-4512	3/8"	225	125
301-4516	1/2"	200	100
301-4520	5/8"	200	100
301-4524	3/4"	150	85
301-4532	1"	125	75



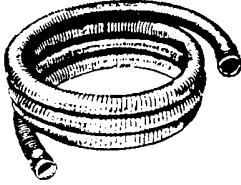
### HOSE CUTTER

Cuts all sizes up to 1 1/4" I.D. Polypropylene, polybutylene, pvc, abs, and rubber hose. Features a strong tough nylon handle with replable stainless steel blades. Li'l nipper cutters are easily carried. The cutters are light and can be handily carried in the back pocket or tool pouch. Ideal in limited working space, such as down a trench, close to a ceiling or wall etc.

PART NO.	DESCRIPTION
456-241	COMPLETE TOOL
456-242	REPLACEMENT BLADES (2)

## SUCTION HOSE

### #300 EPDM SUCTION HOSE



100 FEET PER ROLL  
PRICED PER FT.

**Temp. Range:** -40°F to 158°F

**Applications:**

Heavy duty liquid suction hose for use in construction dewatering, liquid waste, cesspool cleaning, septic handling, agricultural applications and marine use

**Construction:**

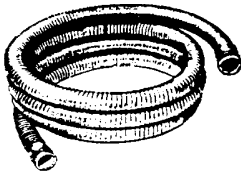
EPDM rubber, polyethylene helix, smooth bore, corrugated O.D.

**Features:**

- Lightweight and flexible
- External helix provides for easy drag
- Resistant to agricultural chemicals
- Green & black color

PART NO.	SIZE I.D.	SIZE O.D.	PITCH	MINIMUM BENDING RADIUS 72°F	WORKING PRESSURE	BURSTING PRESSURE	VACUUM RATING	WEIGHT Lbs./Ft.
301-3400	1"	1.34"	.30"	1.9"	50	220	29.8	.23
301-3401	1-1/4"	1.65"	.33"	3.2"	50	220	29.8	.34
301-3402	1-1/2"	1.84"	.35"	3.2"	50	220	29.8	.40
301-3403	2"	2.43"	.39"	5.2"	50	190	29.8	.67
301-3404	3"	3.52"	.59"	7.1"	43	150	29.8	1.10

### #390 SD SUCTION/DISCHARGE HOSE



100 FEET PER ROLL  
PRICED PER FT.

**Temp. Range:** -40°F to 158°F

**Applications:**

Suction and discharge of liquids in the construction, rental and agricultural industries such as agricultural chemicals, liquid fertilizers and dewatering

**Construction:**

EPDM rubber, polyethylene helix, synthetic braiding, smooth bore, corrugated O.D.

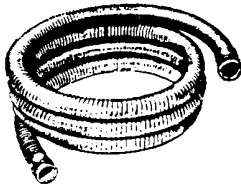
**Features:**

- Lightweight and flexible
- Rated for both suction and discharge
- External helix provides for easy drag
- Resistant to agricultural chemicals
- Durable in construction applications
- Black spiral

PART NO.	SIZE I.D.	SIZE O.D.	PITCH	MINIMUM BENDING RADIUS 72°F	WORKING PRESSURE	VACUUM RATING	WEIGHT Lbs./Ft.
301-3410	1-1/4"	1.60"	.39"	3.0"	100	29.8	.45
301-3411	1-1/2"	1.87"	.43"	3.0"	100	29.8	.50
301-3412	2"	2.42"	.47"	5.0"	100	29.8	.73
301-3413	3"	3.54"	.59"	7.0"	90	29.8	1.25

### CLEAR SUCTION HOSE

100 FEET PER ROLL  
PRICED PER FT.



A medium duty suction hose with reinforcing of rigid plastic with a smooth bore vinyl tubing.

PART NO.	SIZE I.D.	WORKING PRESSURE
301-3324	3/4"	86
301-3332	1"	86
301-3340	1-1/4"	79
301-3348	1-1/2"	72
301-3364	2"	72

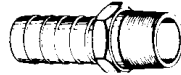
# FITTINGS

ALL ITEMS ARE PRICED EACH  
& SOLD IN PACKAGE QUANTITIES.

## PIPE THREAD-HOSE BARBS

NPTM  
HOSE BARB FITTING

### NYLON



### POLYPROPYLENE


NPTM  
HOSE BARB FITTING

PART NO.	NPTM SIZE	BARB SIZE	MFG NO.	PKG. QTY.	PART NO.	NPTM SIZE	BARB SIZE	MFG NO.	PKG. QTY.
804-125	1/4	1/4	A14	5	804-1125	1/4	1/4	3A14G	5
804-126	1/4	3/8	A1438	5	804-1126	1/4	3/8	3A1438G	5
804-127	1/4	1/2	A1412	5	804-1127	1/4	1/2	3A1412G	5
804-128	3/8	1/4	A3814	5	804-1128	3/8	1/4	3A3814G	5
804-129	3/8	3/8	A38	5	804-1129	3/8	3/8	3A38G	5
804-130	3/8	1/2	A3812	5	804-1130	3/8	1/2	3A3812G	5
804-132	1/2	1/4	A1214	5	804-1132	1/2	1/4	3A1214G	5
804-133	1/2	3/8	A1238	5	804-1133	1/2	3/8	3A1238G	5
804-134	1/2	1/2	A12	5	804-1134	1/2	1/2	3A12G	5
804-135	1/2	5/8	A1258	5	804-1135	1/2	5/8	3A1258G	5
804-136	1/2	3/4	A1234	5	804-1136	1/2	3/4	3A1234G	5
804-139	3/4	3/8	A3438	5	804-1139	3/4	3/8	3A3438G	5
804-140	3/4	1/2	A3412	5	804-1140	3/4	1/2	3A3412G	5
804-141	3/4	5/8	A3458	5	804-1141	3/4	5/8	3A3458G	5
804-142	3/4	3/4	A34	5	804-1142	3/4	3/4	3A34G	5
804-143	3/4	1	A34100	5	804-1143	3/4	1	3A34100G	5
804-144	1	3/4	A10034	2	804-1144	1	3/4	3A10034G	2
804-145	1	1	A100	2	804-1145	1	1	3A100G	2
804-146	1	1-1/4	A100114	2	804-1146	1	1-1/4	3A100114G	2
804-148	1-1/4	1	A114100	1	804-1148	1-1/4	1	3A114100G	1
804-149	1-1/4	1-1/4	A114	1	804-1149	1-1/4	1-1/4	3A114G	1
804-150	1-1/4	1-1/2	A114112	1	804-1150	1-1/4	1-1/2	3A114112G	1
804-151	1-1/2	1-1/4	A112114	1	804-1151	1-1/2	1-1/4	3A112114G	1
804-152	1-1/2	1-1/2	A112	1	804-1152	1-1/2	1-1/2	3A112G	1
804-153	2	2	A200	1	804-1153	2	2	3A200G	1

## GARDEN HOSE THREAD-HOSE BARBS

MGHT/HOSE  
BARB FITTING

### NYLON



### POLYPROPYLENE

MGHT/HOSE  
BARB FITTING

PART NO.	THREAD SIZE	BARB SIZE	MFG. NO.	PKG. QTY.	PART NO.	THREAD SIZE	BARB SIZE	MFG. NO.	PKG. QTY.
804-22	3/4	3/8	D3438	5	804-1022	3/4	3/8	3D3438G	5
804-23	3/4	1/2	D3412	5	804-1023	3/4	1/2	3D3412G	5
804-25	3/4	3/4	D34	5	804-1025	3/4	3/4	3D34G	5

## HEX PIPE NIPPLES

CLOSE NIPPLE: NPTM

### NYLON



### POLYPROPYLENE

CLOSE NIPPLE:  
NPTM

PART NO.	THREAD SIZE	MFG NO.	PKG. QTY.	PART NO.	THREAD SIZE	MFG NO.	PKG. QTY.
804-272	1/4	M14	5	804-1272	1/4	3M14G	5
804-273	3/8	M38	5	804-1273	3/8	3M38G	5
804-274	1/2	M12	5	804-1274	1/2	3M12G	5
804-275	3/4	M34	5	804-1275	3/4	3M34G	5
804-276	1	M100	2	804-1276	1	3M100G	2
804-277	1-1/4	M114	1	804-1277	1-1/4	3M114G	1
804-278	1-1/2	M112	1	804-1278	1-1/2	3M112G	1
804-279	2	M200	1	804-1279	2	3M200G	1

## ELL FEMALE THREAD-HOSE BARBS

### NYLON

### POLYPROPYLENE

PART NO.	NPT SIZE	BARB SIZE	MFG. NO.	PKG. QTY.	PART NO.	NPT SIZE	BARB SIZE	MFG. NO.	PKG. QTY.
804-367	3/4	1/2	EL3412F	5	804-1367	3/4	1/2	3EL3412G	5
804-368	3/4	3/4	EL34F	5	804-1368	3/4	3/4	3EL34G	5

PUMPS & SPRAY EQUIPMENT



700-1446

700-1465

700-1467

**QJ39685 Series QuickJet Nozzle Body For Dry Booms**

- Use with QuickTeejet Caps
- Hose shanks available in double, single (left or right) for 1/2" hose i.d.
- Teejet Chemsaver drip-free shutoff
- 300 P.S.I. Max operating pressure
- Made of corrosion resistant materials
- EPDM diaphragm

MAP No.	Teejet No.	Description
700-1446	QJ39685IL500NYB	Single-Left Nozzle Body
700-1465	QJ39685IR500NYB	Single-Right Nozzle Body
700-1467	QJ396852500NYB	Double Nozzle Body

**QJ360B Series QuickTeejet Multiple Nozzle Body Assemblies For Dry Booms**

- Available in either 3 or 5 spray positions for easy change of spray tips or quick boom flushing.
- Positive shutoff between each spray position
- Max operating pressure of 300 P.S.I.
- Chemsaver diaphragm check valves for drip-free shutoff
- Corrosion resistant materials
- Single or double hose shanks - 1/2", 3/4", or 1"

MAP No.	Teejet No.	Type	No. Outlets	Fits Hose
700-1475	QJ363B5001NYB	Single	3	1/2"
700-1476	QJ363B5002NYB	Double	3	1/2"
700-1477	QJ363B7501NYB	Single	3	3/4"
700-1478	QJ363B7502NYB	Double	3	3/4"
700-1490	QJ365B7501NYB	Single	5	3/4"
700-1491	QJ365B7502NYB	Double	5	3/4"
700-1492	QJ365B10001NYB	Single	5	1"
700-1493	QJ365B10002NYB	Double	5	1"

**TeeJet®**



**24230A Series QuickJet Triple Nozzle Body For Dry Booms**

- Same features as QJ360B series, except has turret style nozzle
- Max operating pressure of 25 P.S.I.

MAP No.	Teejet No.	Description
700-1472	24230A1785NYB	Single 3/4" Hose Nozzle

MAP No.	Teejet No.	Description
700-1473	24230A2785NYB	Double 3/4" Hose Nozzle



PUMPS & SPRAY EQUIPMENT



# FITTINGS

ALL ITEMS ARE PRICED EACH  
& SOLD IN PACKAGE QUANTITIES.

## ELL PIPE THREAD-HOSE BARBS

"L" HOSE  
FITTINGS: NPT/HB

### NYLON



### POLYPROPYLENE

"L" HOSE  
FITTINGS: NPT/HB

PART NO.	NPTM SIZE	BARB SIZE	MFG. NO.	PKG. QTY.
804-203	1/4	1/4	EL14	5
804-204	1/4	3/8	EL1438	5
804-205	1/4	1/2	EL1412	5
804-207	3/8	1/4	EL3814	5
804-208	3/8	3/8	EL38	5
804-209	3/8	1/2	EL3812	5
804-212	1/2	3/8	EL1238	5
804-213	1/2	1/2	EL12	5
804-215	1/2	3/4	EL1234	5
804-218	3/4	3/8	EL3438	5
804-219	3/4	1/2	EL3412	5
804-221	3/4	3/4	EL34	5
804-222	3/4	1	EL34100	5
804-223	1	1/2	EL10012	2
804-224	1	3/4	EL10034	2
804-225	1	1	EL100	2
804-227	1-1/4	1	EL114100	1
804-228	1-1/4	1-1/4	EL114	1
804-230	1-1/2	1-1/2	EL112	1
804-231	2	2	EL200	1

PART NO.	NPTM SIZE	BARB SIZE	MFG. NO.	PKG. QTY.
804-1203	1/4	1/4	3EL14G	5
804-1204	1/4	3/8	3EL1438G	5
804-1205	1/4	1/2	3EL1412G	5
804-1207	3/8	1/4	3EL3814G	5
804-1208	3/8	3/8	3EL38G	5
804-1209	3/8	1/2	3EL3812G	5
804-1212	1/2	3/8	3EL1238G	5
804-1213	1/2	1/2	3EL12G	5
804-1215	1/2	3/4	3EL1234G	5
804-1218	3/4	3/8	3EL3438G	5
804-1219	3/4	1/2	3EL3412G	5
804-1221	3/4	3/4	3EL34G	5
804-1222	3/4	1	3EL34100G	5
804-1223	1	1/2	3EL10012G	2
804-1224	1	3/4	3EL10034G	2
804-1225	1	1	3EL100G	2
804-1227	1-1/4	1	3EL114100G	1
804-1228	1-1/4	1-1/4	3EL114G	1
804-1230	1-1/2	1-1/2	3EL112G	1
804-1231	2	2	3EL200G	1

## HOSE MENDERS

### NYLON



### POLYPROPYLENE

PART NO.	BARB SIZE	MFG. NO.	PKG. QTY.
804-102	1/4	SHM14	5
804-104	3/8	SHM38	5
804-106	3/8 & 1/2	SHM1238	5
804-107	1/2	SHM12	5
804-108	5/8	SHM58	5
804-112	3/4	SHM34	5
804-113	1	SHM100	2
804-114	1-1/4	SHM114	1
804-115	1-1/2	SHM112	1
804-116	2	SHM200	1

PART NO.	BARB SIZE	MFG. NO.	PKG. QTY.
804-1102	1/4	3SHM14G	5
804-1104	3/8	3SHM38G	5
804-1106	3/8 & 1/2	3SHM1238G	5
804-1107	1/2	3SHM12G	5
804-1108	5/8	3SHM58G	5
804-1112	3/4	3SHM34G	5
804-1113	1	3SHM100G	2
804-1114	1-1/4	3SHM114G	1
804-1115	1-1/2	3SHM112G	1
804-1116	2	3SHM200G	1

## ELBOW HOSE BARBS

"L" HOSE  
FITTINGS:  
HB/HB

### NYLON



### POLYPROPYLENE

"L" HOSE  
FITTINGS:  
HB/HB

PART NO.	BARB SIZE	MFG. NO.	PKG. QTY.
804-181	1/4 X 1/4	EL14HB	5
804-182	3/8 X 3/8	EL 38HB	5
804-185	1/2 X 1/2	EL12HB	5
804-187	3/4 X 3/4	EL34HB	5
804-188	1 X 1	EL100HB	2
804-189	1 1/4 X 1 1/4	EL114HB	1
804-190	1 1/2 X 1 1/2	EL112HB	1

PART NO.	BARB SIZE	MFG. NO.	PKG. QTY.
804-1182	3/8 X 3/8	3EL38HBG	5
804-1185	1/2 X 1/2	3EL12HBG	5
804-1187	3/4 X 3/4	3EL34HBG	5

## NYLON LOCKNUTS ONLY

### NYLON



### POLYPROPYLENE

PART NO.	THREAD	MFG. NO.	PKG. QTY.
804-490	11/16	B12	5

PART NO.	THREAD	MFG. NO.	PKG. QTY.
804-1490	11/16	3B12G	5

PUMPS & SPRAY EQUIPMENT

# FITTINGS

ALL ITEMS ARE PRICED EACH  
& SOLD IN PACKAGE QUANTITIES.

## GAUGE TEES

WITH 1/4" GAUGE PORT

**NYLON**

**POLYPROPYLENE**



NYLON		PORT		PKG. QTY.	POLYPROPYLENE		PORT		PKG. QTY.
PART NO.	THREAD	SIZE	MFG. NO.		PART NO.	THREAD	SIZE	MFG. NO.	
804-442	3/4	1/4	GTT3414	1	804-1442	3/4	1/4	3GTT3414G	1

## TEE NOZZLES

**NYLON**

**POLYPROPYLENE**



NYLON		BARB		PKG. QTY.	POLYPROPYLENE		BARB		PKG. QTY.
PART NO.	THREAD	SIZE	MFG. NO.		PART NO.	THREAD	SIZE	MFG. NO.	
804-377	11/16	3/8	NTT38	5	804-1377	11/16	3/8	3NTT38G	5
804-378	11/16	1/2	NTT12	5	804-1378	11/16	1/2	3NTT12G	5
804-379	11/16	5/8	NTT58	5	804-1379	11/16	5/8	3NTT58G	5
804-379	11/16	3/4	NTT34	5	804-1380	11/16	3/4	3NTT34G	5

## ELL NOZZLES

**NYLON**

**POLYPROPYLENE**



NYLON		BARB		PKG. QTY.	POLYPROPYLENE		BARB		PKG. QTY.
PART NO.	THREAD	SIZE	MFG. NO.		PART NO.	THREAD	SIZE	MFG. NO.	
804-370	11/16	3/8	NTL38	5	804-1370	11/16	3/8	3NTL38G	5
804-371	11/16	1/2	NTL12	5	804-1371	11/16	1/2	3NTL12G	5
804-372	11/16	5/8	NTL58	5	804-1372	11/16	5/8	3NTL58G	5
804-373	11/16	3/4	NTL34	5	804-1373	11/16	3/4	3NTL34G	5

## TEES WITH THREAD AND THREE HOSE BARBS

**NYLON**

**POLYPROPYLENE**

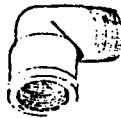


NYLON		BARB		PKG. QTY.	POLYPROPYLENE		BARB		PKG. QTY.
PART NO.	BARB	THREAD	MFG. NO.		PART NO.	BARB	THREAD	MFG. NO.	
804-460	3/8	11/16"	T38C	5	804-1460	3/8	11/16"	3T38CG	5
804-461	1/2	11/16"	T12C	5	804-1461	1/2	11/16"	3T12CG	5
804-462	3/4	11/16"	T34C	5	804-1462	3/4	11/16"	3T34CG	5

## 90° STREET ELBOWS

**NYLON**

**POLYPROPYLENE**




PART NO.	MALE PIPE	FEMALE PIPE	MFG. NO.	PKG. QTY.	PART NO.	MALE PIPE	FEMALE PIPE	MFG. NO.	PKG. QTY.
804-471	1/4	1/4	SE14	5	804-1471	1/4	1/4	35E14G	5
804-472	1/2	1/2	SE12	5	804-1472	1/2	1/2	35E12G	5
804-473	3/4	3/4	SE34	2	804-1473	3/4	3/4	35E34G	5
804-474	1	1	SE100	2	804-1474	1	1	35E100G	2
804-475	1 1/4	1 1/4	SE114	1	804-1475	1 1/4	1 1/4	35E114G	1
804-476	1 1/2	1 1/2	SE112	1	804-1476	1 1/2	1 1/2	35E112G	1
804-477	2	2	SE200	1	804-1477	2	2	35E200G	1

## THREAD ADAPTERS

NIPPLES  
NPTM/  
GHTM

**NYLON**

PKG.  
QTY.



**POLYPROPYLENE**

NIPPLES  
NPTM/  
GHTM

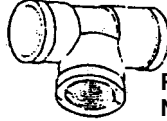
PART NO.	SIZE	MFG#	PKG. QTY.	PART NO.	SIZE	MFG#	PKG. QTY.
804-33	3/4 MGHT X 3/4 MPT	E-34	5	804-1033	3/4 MGHT X 3/4 MPT	3E34G	5
804-34	3/4 MGH X 1/2 MPT	E3412	5				

## FITTINGS

ALL ITEMS ARE PRICED EACH  
& SOLD IN PACKAGE QUANTITIES.

### TEES - PIPE THREAD

#### NYLON




#### POLYPROPYLENE

PART NO.	FEMALE PIPE	MFG. NO.	PKG. QTY.	PART NO.	FEMALE PIPE	MFG. NO.	PKG. QTY.
804-481	1/4	TT14	5	804-1481	1/4	3TT14G	5
804-482	1/2	TT12	5	804-1482	1/2	3TT12G	5
804-483	3/4	TT34	2	804-1483	3/4	3TT34G	2
804-484	1	TT100	2	804-1484	1	3TT100G	2
804-485	1 1/4	TT114	1	804-1485	1 1/4	3TT114G	1
804-486	1 1/2	TT112	1	804-1486	1 1/2	3TT112G	1
804-487	2	TT200	1	804-1487	2	3TT200G	1

### FEMALE COUPLINGS

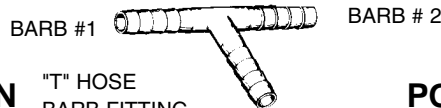
#### NYLON



#### POLYPROPYLENE

PART NO.	FEMALE PIPE	FEMALE PIPE	MFG. NO.	PKG. QTY.	PART NO.	FEMALE PIPE	FEMALE PIPE	MFG. NO.	PKG. QTY.
804-261	1/2	1/2	FC12	5	804-1261	1/2	1/2	3FC12G	5
804-262	3/4	3/4	FC34	5	804-1262	3/4	3/4	3FC34G	5
804-263	1	1	FC100	2	804-1263	1	1	3FC100G	2
804-264	1 1/4	1 1/4	FC114	1	804-1264	1 1/4	1 1/4	3FC114G	1
804-265	1 1/2	1 1/2	FC112	1	804-1265	1 1/2	1 1/2	3FC112G	1
804-266	2	2	FC200	1	804-1266	2	2	3FC200G	1

### HOSE BARB INSERT TEES



#### NYLON

"T" HOSE  
BARB FITTING

#### POLYPROPYLENE

PART NO.	# 1 BARB	# 2 BARB	# 3 BARB	MFG NO.	PKG. QTY.	PART NO.	# 1 BARB	# 2 BARB	# 3 BARB	MFG NO.	PKG. QTY.
804-402	1/4	1/4	1/4	T14	5	804-1402	1/4	1/4	1/4	3T14G	5
804-406	3/8	3/8	3/8	T38	5	804-1406	3/8	3/8	3/8	3T38G	5
804-407	1/2	1/2	3/8	T3812	5	804-1407	1/2	1/2	3/8	3T3812G	5
804-409	3/8	3/8	1/2	T1238	5	804-1410	1/2	1/2	1/2	3T12G	5
804-410	1/2	1/2	1/2	T12	5	804-1413	5/8	5/8	5/8	3T58G	5
804-413	5/8	5/8	5/8	T58	5	804-1414	1/2	1/2	3/4	3T3412G	5
804-414	1/2	1/2	3/4	T3412	5	804-1415	3/4	3/4	3/4	3T34G	5
804-415	3/4	3/4	3/4	T34	5	804-1416	1	1	1	3T100G	2
804-416	1	1	1	T100	2	804-1417	1 1/4	1 1/4	1 1/4	3T114G	1
804-417	1 1/4	1 1/4	1 1/4	T114	1	804-1418	1 1/2	1 1/2	1 1/2	3T112G	1
804-418	1 1/2	1 1/2	1 1/2	T112	1	804-1419	2	2	2	3T200G	1
804-419	2	2	2	T200	1						

### HEX PIPE PLUGS

#### NYLON



#### POLYPROPYLENE

PART NO.	NPT SIZE	MFG#	PKG. QTY.	PART NO.	NPT SIZE	MFG#	PKG. QTY.
804-342	1/4	F14	5	804-1342	1/4	3F14G	5
804-343	3/8	F38	5	804-1343	3/8	3F38G	5
804-344	1/2	F12	5	804-1344	1/2	3F12G	5
804-345	3/4	F34	5	804-1345	3/4	3F34G	5
804-346	1	F100	2	804-1346	1	3F100G	2
804-347	1-1/4	F114	1	804-1347	1-1/4	3F114G	1

# FITTINGS

ALL ITEMS ARE PRICED EACH  
& SOLD IN PACKAGE QUANTITIES.

## REDUCER PIPE BUSHINGS

### NYLON



### POLYPROPYLENE

PART NO.	NPTM SIZE	MFG#	PKG. QTY.	PART NO.	NPTM SIZE	MFG#	PKG. QTY.
804-303	3/8 X 1/4	RB3814	5	804-1303	3/8 X 1/4	3RB3814G	5
804-305	1/2 X 1/4	RB1214	5	804-1305	1/2 X 1/4	3RB1214G	5
804-306	1/2 X 3/8	RB1238	5	804-1306	1/2 X 3/8	3RB1238G	5
804-308	3/4 X 1/4	RB3414	5	804-1308	3/4 X 1/4	3RB3414G	5
804-309	3/4 X 3/8	RB3438	5	804-1309	3/4 X 3/8	3RB3438G	5
804-310	3/4 X 1/2	RB3412	5	804-1310	3/4 X 1/2	3RB3412G	5
804-314	1 X 1/2	RB10012	2	804-1310	1 X 1/2	3RB10012G	2
804-315	1 X 3/4	RB10034	2	804-1314	1 X 3/4	3RB10034G	2
804-318	1-1/4 X 3/4	RB11434	1	804-1315	1-1/4 X 3/4	3RB11434G	1
804-319	1-1/4 X 1	RB114100	1	804-1318	1-1/4 X 1	3RB114100G	1
804-322	1 1/2 X 1	RB112100	1	804-1319	1 1/2 X 1	3RB112100G	1
804-323	1-1/2 X 1-1/4	RB112114	1	804-1322	1-1/2 X 1-1/4	3RB112114G	1
804-324	2 X 1	RB200100	1	804-1323	2 X 1	3RB200100G	1
804-325	2 X 1 1/4	RB200114	1	804-1324	2 X 1 1/4	3RB200114G	1
804-326	2 X 1-1/2	RB200112	1	804-1325	2 X 1-1/2	3RB200112G	1
804-328	3 X 2	RB300200	1	804-1326	3 X 2	3RB300200G	1

## COUPLERS

### NYLON



### POLYPROPYLENE

PART NO.	DESCRIPTION	MFG #	PKG. QTY.	PART NO.	DESCRIPTION	MFG #	PKG. QTY.
804-46	3/4" FGHT X 3/4" MGHT	I34	5	804-1046	3/4" FGHT X 3/4" MGHT	3I34G	5
804-34	3/4" MGH X 1/2" MPT	E3412	5				

## COUPLERS

FEMALE GARDEN HOSE THREAD AND FEMALE PIPE THREAD

### NYLON



### POLYPROPYLENE

PART NO.	DESCRIPTION	MFG. #	PKG. QTY.	PART NO.	DESCRIPTION	MFG. #	PKG. QTY.
804-47	3/4" FGHT X 1/2" FPT	J3412	5	804-1047	3/4" FGHT X 1/2" FPT	3J3412G	5

## FLAT SEAT HOSE BARBS

### NYLON



### POLYPROPYLENE

PART NO.	SIZE	MFG#	PKG. QTY.	PART NO.	SIZE	MFG#	PKG. QTY.
804-11	1/4	C14	5	804-1011	1/4	3C14G	5
804-12	3/8	C38	5	804-1012	3/8	3C38G	5
804-13	1/2	C12	5	804-1013	1/2	3C12G	5
804-14	5/8	C58	5	804-1014	5/8	3C58G	5
804-15	3/4	C34	5	804-1015	3/4	3C34G	5

FOR USE WITH 804-7 SWIVEL NUT

## SWIVEL NUTS

SWIVEL  
HOSE NUT

### NYLON



### POLYPROPYLENE

SWIVEL  
HOSE NUT

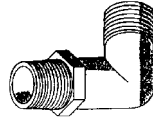
PART NO.	SIZE	MFG#	PKG. QTY.	PART NO.	SIZE	MFG#	PKG. QTY.
804-7	3/4 FGHT	B34	5	804-1007	3/4 GHT	3B34G	5
804-4	WASHER		5				

# FITTINGS

ALL ITEMS ARE PRICED EACH & SOLD IN PACKAGE QUANTITIES WHERE LISTED.

## ADAPTER 90° ELBOWS

**NYLON**



**POLYPROPYLENE**

PART NO.	MGHT	MPT	MFG. NO.	PKG. QTY.	PART NO.	MGHT	MPT	MFG. NO.	PKG. QTY.
804-51	3/4"	1/2"	EL3412GP	5	804-1051	3/4"	1/2"	3EL3412GPG	5
804-52	3/4"	3/4"	EL34GP	5	804-1052	3/4"	3/4"	3EL34GPG	5

### NYLON FITTINGS 90° ELBOW



PART NO.	FEMALE MPT	MFG. NO.	PKG. QTY.
804-251	1/2"	LL1212	5
804-252	3/4"	LL3434	2
804-253	1"	LL100	2
804-254	1 1/4"	LL114	1
804-255	1 1/2"	LL112	1
804-256	2"	LL200	1

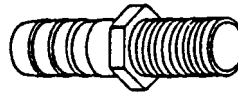
### POLYPROPYLENE FITTINGS 90° ELBOW



PART NO.	FEMALE MPT	MFG. NO.	PKG. QTY.
804-1251	1/2"	3LL12G	5
804-1252	3/4"	3LL34G	2
804-1253	1"	3LL100G	2
804-1254	1 1/4"	3LL114G	1
804-1255	1 1/2"	3LL112G	1
804-1256	2"	3LL200G	1

## NOZZLE THREAD CONNECTORS W/ HOSE BARB

**NYLON**




PART NO.	THREAD	BARB	MFG. NO.	PKG. QTY.
804-450	11/16	3/8	38D	5
804-451	11/16	1/2	3812D	5

## POLY TANK BULKHEAD FITTINGS

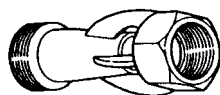
BLACK POLYPROPYLENE DOUBLE THREADED BULKHEAD (TANK) FITTING WITH 3/16" EPDM GASKET (WITHDRAWAL FITTINGS) CAN BE INSTALLED FROM ONE SIDE OF TANK OPENING SAME SIZE AS OUTSIDE DIAMETER.

PART NO.	SIZE	MFG. NO.
804-502	3/4"	WBH34
804-503	1"	WBH100
804-504	1 1/4"	WBH114
804-505	1 1/2"	WBH112
804-506	2"	WBH200



## JET AGITATORS

3/4" MPT OUTLET      1/2" FPT INLET



PART NO.	MFG. NO.	SIZE
712-3371	3371	1/2" FPT INLET, 3/4" MPT OUTLET COMPLETE WITH 3/16", 5/32", & 1/8" NOZZLES

3/4" MPT OUTSIDE THREAD



3/4" MPT INSIDE THREAD

PART NO.	MFG. NO.	SIZE
712-801	3371-0019	3/4" NPT NYLON JET AGITATOR COMPLETE WITH 1/4", 3/16", 5/32", & 1/8" NOZZLES

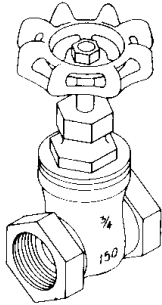
**PUMPS & SPRAY EQUIPMENT**

Brass Gate Valves

Brass Hose Bibbs

Brass Ball Valves, Garden Hose

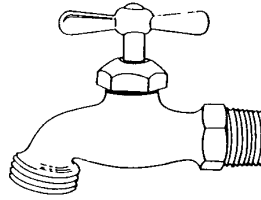
**BRASS GATE VALVES**



200 PSI W.O.G.  
NON SHOCK TO 200° F  
NON RISING STEM  
SOLID WEDGE DISC  
THREADED ENDS

PART NO.	SIZE
319-1608	1/4"
319-1612	3/8"
319-1616	1/2"
319-1616	3/4"
319-1624	1"
319-1632	1-1/4"
319-1640	1-1/2"
319-1648	2"
319-1664	

**BRASS HOSE BIBBS**

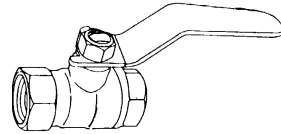


ROUGH BRASS READING  
PATTERN FAUCET, HOSE  
THREAD, TEE, HANDLE,  
IPT CONNECTION.

PART NO.	SIZE I.P.T.
319-1516	1/2"
319-1524	3/4"


**BRASS BALL VALVES**

125 PSI W.S.P.  
400 PSI W.O.G. NON SHOCK  
THREADED ENDS  
STANDARD PORT



PART NO.	SIZE
319-1708	1/4"
319-1712	3/8"
319-1716	1/2"
319-1724	3/4"
319-1732	1"
319-1740	1-1/4"
319-1748	1-1/2"
319-1764	2"

**GARDEN HOSE**



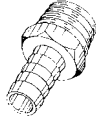
PART NO.	SIZE
308-100	5/8" X 50 FT

- BRILLIANT GREEN "MIRROR FINISH"
- REINFORCED WITH NYLON TIRE CORD
- POPULARLY PRICED
- ATTRACTIVE COIL PACKAGE
- FLEXIBLE, FOR EASY COILING
- ALL-BRASS COUPLINGS

PUMPS & SPRAY EQUIPMENT

## BRASS HOSE INSERTS

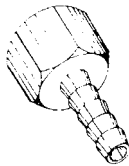
### MALE BARB INSERTS



MALE BARBED  
BRASS INSERT

PART NO.	MFG. NO.	HOSE I.D.	MALE NPT
807-4701	684	1/8"	1/8"
807-4702	690	3/16"	1/8"
807-4703	689	3/16"	1/4"
807-4704	691	1/4"	1/8"
807-4705	692	1/4"	1/4"
807-4706	687	1/4"	3/8"
807-4709	693	5/16"	1/4"
807-4713	694	3/8"	1/4"
807-4715	695	3/8"	3/8"
807-4716	1172	3/8"	1/2"
807-4719	697	1/2"	1/4"
807-4720	686	1/2"	3/8"
807-4721	698	1/2"	1/2"
807-4722	1173	1/2"	3/4"
807-4725	685	5/8"	3/8"
807-4726	1181	5/8"	1/2"
807-4730	700	3/4"	1/2"
807-4732	699	3/4"	3/4"
807-4739	1164	1"	1"

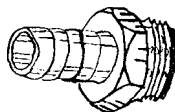
### FEMALE BARB INSERTS



SOLID  
FEMALE BARBED  
BRASS INSERT

PART NO.	MFG. NO.	HOSE I.D.	FEMALE PIPE THREAD
807-4655	720	1/4"	1/4"
807-4663	722	3/8"	1/4"
807-4665	725	3/8"	3/8"

### MALE GARDEN HOSE INSERTS



PART NO.	MFG. NO.	HOSE I.D.	GARDEN HOSE THREAD
807-4823	990M	1/2"	3/4"
807-4828	991M	5/8"	3/4"
807-4829	992M	3/4"	3/4"

### SWIVEL HOSE BARBS



SWIVEL  
BRASS HOSE BARB

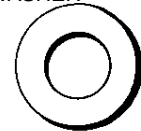
PART NO.	MFG NO.	SIZE
807-21	998FB	1/4"
807-22	999FB	3/8"
807-23	993FB	1/2"
807-24	994FB	5/8"
807-25	995FB	3/4"

### GARDEN HOSE NUTS

SWIVEL  
BRASS HEX NUT  
GARDEN HOSE NUT

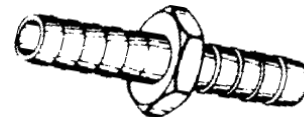


GARDEN HOSE  
WASHER



PART NO.	MFG NO.	DESCRIPTION
807-20	GHN	GARDEN HOSE NUT
807-26	GHW	GARDEN HOSE WASHER

### BRASS HOSE MENDERS
















PART NO.	MFG NO.	BARB SIZE
807-120	733	3/8"
807-121	730	3/16"
807-122	731	1/4"
807-123	732	5/16"
807-124	735	1/2"

**PUMPS & SPRAY EQUIPMENT**

Pipe to Hose Fittings  
 TubePak Cable Ties  
 UV Black Cable Ties

**PIPE TO HOSE FITTINGS  
 BRASS**

 <b>H-3</b>	<b>PART NO. DESCRIPTION</b> 807-101 3/4" MHT X 1/2" FIP	 <b>H-10</b>	<b>PART NO. DESCRIPTION</b> 807-107 1/2" MIP X 3/4" FHT
 <b>H-4</b>	<b>PART NO. DESCRIPTION</b> 807-102 3/4" MHT X 3/4" MP X 1/2" FIP	 <b>H-2</b>	<b>PART NO. DESCRIPTION</b> 807-109 3/4" MHT X 3/4" MIP
 <b>H-530</b>	<b>PART NO. DESCRIPTION</b> 807-103 3/4" MHT X 1/2" MIP	 <b>H-14, H-15</b>	<b>PART NO. DESCRIPTION</b> 807-110 3/4" FHT X 3/4" FHT
 <b>H-6</b>	<b>PART NO. DESCRIPTION</b> 807-104 3/4" MHT X 3/4" FIP	 <b>H-11</b>	<b>PART NO. DESCRIPTION</b> 807-111 3/4" FHT X 3/4" FIP
 <b>H-7</b>	<b>PART NO. DESCRIPTION</b> 807-105 3/4" MIP X 1/2" FIP	 <b>S-1</b>	<b>PART NO. DESCRIPTION</b> 807-117 1/2" FIP X 3/4" FHT (SWIVEL)
 <b>H-8</b>	<b>PART NO. DESCRIPTION</b> 807-106 3/4" MHT X 3/4" MHT	 <b>S-2</b>	<b>PART NO. DESCRIPTION</b> 807-118 3/4" FIP X 3/4" FHT (SWIVEL)
		 <b>S-3</b>	<b>PART NO. DESCRIPTION</b> 807-119 3/4" FHT X 3/4" FHT (SWIVEL)

**TUBEPAK CABLE TIES**

- Resealable tube contains 450 assorted cable ties
- Contains assorted color cable ties
- Includes 4", 7", and 11"
- Ideal for promotions and endcaps displays



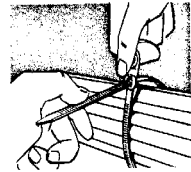
**PART NO.**  
 374-2655

**UV BLACK CABLE TIES**

FOR TYING AND BUNDLING IN INDUSTRIAL, PLUMBING, AUTOMOTIVE AND MARINE APPLICATIONS.

- Install easily with or without tools
- Easy to grasp, easy to thread tip
- Serrated on both sides of strap for greater holding power
- Withstands wide temperature range
- Corrosion resistant; fungus resistant
- For indoor and outdoor applications
- Tapered tips slip easily under and around cables
- Flexible nylon conforms readily to most shapes
- Uniform serrations along the length of the tie permit easy "pull through" right down to the bundle-ready for final tensioning and cut-off for a neat, tight harness.

**ONE PIECE 6/6 NYLON**



PART NO.	Length	Tensile Strength
374-2640	4"	18 lbs.
374-2641	7"	75 lbs.
374-2642	11"	75 lbs.
374-2643	14"	120 lbs.
*374-2644	15"	120 lbs.
*374-2645	21"	175 lbs.
*374-2646	30"	175 lbs.

PACKAGED AND SOLD 100 PER BAG

EXCEPT \*PACKAGED AND SOLD 50 PER BAG


PUMPS & SPRAY EQUIPMENT



## HOSE CLAMPS

### STANDARD CLAMPS

9/16" BAND 5/16" HEX HEAD SCREW WITH SLOT  
PRICED EACH - PACKAGED 10 PER CARTON



PART NO.	MIN.	MAX.
316-6	7/16"	25/32"
316-8	7/16"	29/32"
316-10	9/16"	1-1/16"
316-12	11/16"	1-1/4"
316-16	3/4"	1-1/2"
316-20	13/16"	1-3/4"
316-24	1-1/16"	2"
316-28	1-5/16"	2-1/4"
316-32	1-9/16"	2-1/2"
316-36	1-13/16"	2-3/4"
316-40	2-1/16"	3"
316-44	2-5/16"	3-1/4"
316-48	2-9/16"	3-1/2"
316-52	2-13/16"	3-3/4"
316-56	3-1/16"	4"
316-60	3-5/16"	4-1/4"

### MINI CLAMPS

5/16" BAND 1/4" HEX HEAD SCREW WITH SLOT

CLAMPS ARE MANUFACTURED OF STAINLESS STEEL- BAND AND HOUSING WITH HARDENED ZINC PLATED ADJUSTING SCREW.


PRICED EACH - PACKAGED 10 PER CARTON

PART NO.	MIN:	1/4"
316-104	MAX:	5/8"

PART NO.	MIN:	5/16"
316-106	MAX:	29/32"

### HOSE CLAMP MERCHANDISER

Hang it on the wall or stand it on the counter.  
Conveniently displays popular clamp sizes for impulse sales and easy inventory. Use for compressing, fastening, clamping, repairing. Clamps to fit any hose, pipe or tubing from 1/4" to 2-3/4" O.D.




*Tightens firmly.  
Holds permanently.  
Exerts even pressure.*

PART NO.	DESCRIPTION
316-1	Clamp Display (with clamps)
316-101	Clamp Display only (empty)

## HOSE CLAMPS

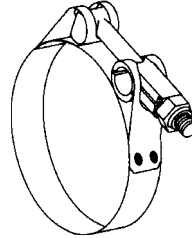
### STAINLESS STEEL CLAMPS



PRICED EACH  
PACKAGED 10 PER BOX

PART NO.	DESCRIPTION
316-116	Hose Clamp 7/16" - 25/32"
316-118	Hose Clamp 7/16" - 29/32"
316-1104	Miniature Hose Clamp 1/4" - 5/8"
316-1106	Miniature Hose Clamp 5/16" - 29/32"
316-1110	Hose Clamp 9/16" - 1-1/16"
316-1112	Hose Clamp 11/16" - 1-1/4"
316-1116	Hose Clamp 3/4" - 1-1/2"
316-1120	Hose Clamp 13/16" - 1-3/4"
316-1124	Hose Clamp 1-1/16" - 2"
316-1128	Hose Clamp 1-5/16" - 2-1/4"
316-1132	Hose Clamp 1-9/16" - 2-1/2"
316-1136	Hose Clamp 1-13/16" - 2-3/4"
316-1140	Hose Clamp 2-1/16" - 3"
316-1144	Hose Clamp 2-5/16" - 3-1/4"
316-1148	Hose Clamp 2-9/16" - 3-1/2"
316-1152	Hose Clamp 2-13/16" - 3-3/4"
316-1156	Hose Clamp 3-1/16" - 4"
316-1160	Hose Clamp 3-5/16" - 4-1/4"

### T-BOLT CLAMPS



Standard T-Bolt Clamps. A Reliable, heavy duty method of assembling hose ducting connections and tubing. Clamps have a 7/16" nylon insert plated locknut, plated steel bolt. They also have stainless steel trunnion, band & liner.

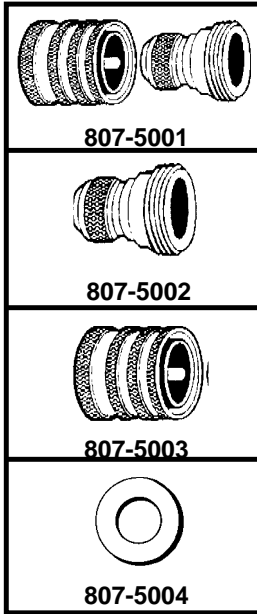
PART NO.	MIN.	MAX.
316-2603	1-5/8"	1-7/8"
316-2604	1-3/4"	2"
316-2605	1-7/8"	2-1/8"
316-2607	2-1/8"	2-7/16"
316-2609	2-3/8"	2-11/16"
316-2610	2-1/2"	2-13/16"
316-2613	2-7/8"	3-3/16"
316-2616	3-1/4"	3-9/16"
316-2618	3-1/2"	3-13/16"
316-2622	4-1/4"	4-9/16"
316-2623	4-1/2"	4-13/16"

**Priced & sold individually.**

# PIONEER WATER HOSE QUICK COUPLINGS

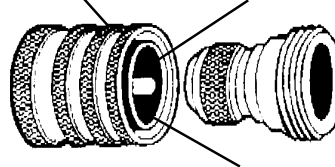
**NO MORE THREADING NOZZLES / SPRAYERS / EQUIPMENT**

UNVALVED DESIGN PERMITS MAXIMUM FLOW WITH MINIMUM PRESSURE DROP.



BRASS AND STAINLESS STEEL CONSTRUCTION FOR EXTRA STRENGTH / LONG LIFE

DURABLE 4 BALL LOCKING MECHANISM FOR SECURE CONNECTIONS



QUALITY, TEMPERATURE-RESISTANT NITRILE SEALS FOR A LEAK-FREE LONG SERVICE LIFE

### APPLICATIONS - HEAVY DUTY SERVICE ON FARMS SUCH AS:

- MILKING PARLOR EQUIPMENT
- LIVESTOCK WATERING SYSTEMS
- GARDEN HOSE
- WASH-DOWN SYSTEMS
- MOBILE WATER TANK LINES
- FOOD PROCESSING EQUIPMENT

### EASE OF USE

1. THREAD COUPLER TO FAUCET OR TO A MALE HOSE END. THREAD NIPPLE TO FEMALE HOSE END.
2. TO CONNECT, PULL BACK SLEEVE ON COUPLER, INSERT NIPPLE AND RELEASE THE SLEEVE.
3. TO DISCONNECT, RETRACT SLEEVE ON COUPLER AND PULL OUT NIPPLE.

PART NO.	MFG. NO.	DESCRIPTION
807-5001	BP1163	WATER COUPLING COMPLETE
807-5002	BP1163-61	MALE HALF ONLY
807-5003	1163-60	FEMALE HALF ONLY
807-5004	4730001	WASHER ONLY
807-5005	1163MB	10 WATER HOSE QUICK COUPLINGS (COUNTER DISPLAY)

PIONEER WATER SERVICE QUICK COUPLINGS ARE FOR LOW PRESSURE WATER SERVICE ONLY. DO NOT EXCEED 200 PSI.

***\*Conveniently packaged in attractive Counter display of ten couplings each.***




807-5005

PUMPS & SPRAY EQUIPMENT

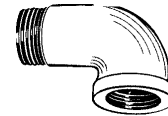
**GALVANIZED MALLEABLE PIPE FITTINGS**  
NOT RECOMENDED FOR HIGH PRESSURE HYDRAULIC APPLICATION. ALL SIZES  
SHOWN ARE NPT (PIPE) THREAD

**COUPLINGS**



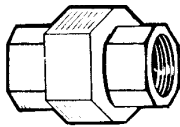
PART NO.	SIZE
820-102	1/8"
820-104	1/4"
820-106	3/8"
820-108	1/2"
820-112	3/4"
820-116	1"
820-120	1-1/4"
820-124	1-1/2"
820-132	2"

**90° STREET ELBOWS**



PART NO.	SIZE
820-602	1/8"
820-604	1/4"
820-606	3/8"
820-608	1/2"
820-612	3/4"
820-616	1"
820-620	1-1/4"
820-624	1-1/2"
820-632	2"

**GROUND JOINT UNIONS**




PART NO.	SIZE
820-204	1/4"
820-206	3/8"
820-208	1/2"
820-212	3/4"
820-216	1"
820-220	1-1/4"
820-224	1-1/2"
820-232	2"

**TEES**



PART NO.	SIZE
820-702	1/8"
820-704	1/4"
820-706	3/8"
820-708	1/2"
820-712	3/4"
820-716	1"
820-720	1-1/4"
820-724	1-1/2"
820-732	2"

**90° ELBOWS**



PART NO.	SIZE
820-402	1/8"
820-404	1/4"
820-406	3/8"
820-408	1/2"
820-412	3/4"
820-416	1"
820-420	1-1/4"
820-424	1-1/2"
820-432	2"

**CAPS**



PART NO.	SIZE
820-802	1/8"
820-804	1/4"
820-806	3/8"
820-808	1/2"
820-812	3/4"
820-816	1"
820-820	1-1/4"
820-824	1-1/2"
820-832	2"

**BANDED CROSS**



PART NO.	SIZE
823-104	1/4"
823-108	1/2"

**PLUGS**

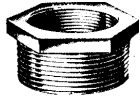


PART NO.	SIZE
820-902	1/8"
820-904	1/4"
820-906	3/8"
820-908	1/2"
820-912	3/4"
820-916	1"
820-920	1-1/4"
820-924	1-1/2"
820-932	2"

PUMPS & SPRAY EQUIPMENT

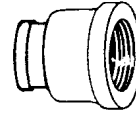
## GALVANIZED MALLEABLE PIPE FITTINGS

### HEX BUSHINGS




PART NO.	SIZE
821-101	1/4" X 1/8"
821-102	3/8" X 1/8"
821-103	3/8" X 1/4"
821-104	1/2" X 1/8"
821-105	1/2" X 1/4"
821-106	1/2" X 3/8"
821-107	3/4" X 1/4"
821-108	3/4" X 3/8"
821-109	3/4" X 1/2"
821-110	1" X 1/2"
821-111	1" X 3/4"
821-114	1-1/4 X 3/4"
821-115	1-1/4" X 1"
821-118	1-1/2" X 1-1/4"
821-121	2" X 1-1/2"

### REDUCING COUPLINGS



PART NO.	SIZE
821-601	1/4" X 1/8"
821-603	3/8" X 1/4"
821-605	1/2" X 1/4"
821-606	1/2" X 3/8"
821-608	3/4" X 3/8"
821-609	3/4" X 1/2"
821-610	1" X 1/2"
821-611	1" X 3/4"
821-615	1-1/4" X 1"
821-618	1-1/2" X 1-1/4"
821-621	2" X 1-1/2"

## PLATED STEEL FITTING MPT - HOSE BARB



PART NO.	MPT.	HOSE BARB	MFG. NO.
312-124	3/4	3/4	AA34P
312-132	1	1	AA100P
312-140	1 1/4	1 1/4	AA114P
312-148	1 1/2	1 1/2	AA112P
312-165	2	2	AA200P
312-172	3	3	AA300P

FOR LOW PRESSURE DISCHARGE & SUCTION SERVICE. NOT INTENDED OR RECOMMENDED FOR COMPRESSED AIR OR HYDRAULIC APPLICATIONS.  
ALL SIZES SHOWN ARE NPT (PIPE) THREAD

Modern Ag Parts - Beaumont, Texas - Order Toll-Free 1-888-404-8908 - Fax Toll-Free 1-888-404-8910

## GALVANIZED PIPE NIPPLES

**NOTE:**

- 1 X CLOSE - 1 X 1-1/2
- 1-1/4 X CLOSE - 1-1/4 X 1-5/8
- 1-1/2 X CLOSE - 1-1/2 X 1-3/4
- 2 X CLOSE - 2 X 2



**CLOSE-ALL  
THREAD**

YOU MAY ORDER THESE BY SIZE OR STOCK NUMBER.  
EXAMPLE: 1/4 X 2 WOULD BE 822-1103

PART NO.	SIZE	PART NO.	SIZE
822-1001	1/8 X Close	822-1303	1/2 X 2
822-1002	1/8 X 1-1/2	822-1304	1/2 X 2-1/2
822-1003	1/8 X 2	822-1305	1/2 X 3
822-1005	1/8 X 3	822-1306	1/2 X 3-1/2
822-1007	1/8 X 4	822-1307	1/2 X 4
822-1011	1/8 X 6	822-1309	1/2 X 5
822-1101	1/4 X Close	822-1311	1/2 X 6
822-1102	1/4 X 1-1/2	822-1401	3/4 X Close
822-1103	1/4 X 2	822-1402	3/4 X 1-1/2
822-1104	1/4 X 2-1/2	822-1403	3/4 X 2
822-1105	1/4 X 3	822-1404	3/4 X 2-1/2
822-1106	1/4 X 3-1/2	822-1405	3/4 X 3
822-1107	1/4 X 4	822-1406	3/4 X 3-1/2
822-1109	1/4 X 5	822-1407	3/4 X 4
822-1111	1/4 X 6	822-1408	3/4 X 4-1/2
822-1201	3/8 X Close	822-1410	3/4 X 5-1/2
822-1202	3/8 X 1-1/2	822-1411	3/4 X 6
822-1203	3/8 X 2	822-1501	1 X Close
822-1204	3/8 X 2-1/2	822-1503	1 X 2
822-1205	3/8 X 3	822-1504	1 X 2-1/2
822-1206	3/8 X 3-1/2	822-1505	1 X 3
822-1207	3/8 X 4	822-1511	1 X 6
822-1209	3/8 X 5	822-1601	1-1/4 X Close
822-1211	3/8 X 6	822-1605	1-1/4 X 3
822-1301	1/2 X Close	822-1701	1-1/2 X Close
822-1302	1/2 X 1-1/2	822-1801	2 X Close
		822-1805	2 X 3
		822-1811	2 X 6

PUMPS & SPRAY EQUIPMENT

**ALL MEASUREMENTS IN INCHES.  
NOT RECOMMENDED FOR HIGH PRESSURE HYDRAULIC APPLICATION. ALL SIZES  
SHOWN ARE NPT (PIPE) THREAD**